

2015

COBRA

PRODUCT CATALOGUE



The Cobra range gives you even more time to enjoy your garden



COBRA 2015

“The most comprehensive range of garden machinery in th U.K”

Cobra Garden Machinery was launched in 2013 and is supported by Henton & Chattell Ltd, giving Cobra Garden the benefit of over 80 years experience in the Garden Machinery and Horticultural Industry.

The Cobra Garden range is constantly expanding and now consists of over 100 products to cover both your domestic and professional requirements. New in 2015 we have introduced two Li-ion cordless Lawnmowers together with a range of 16” Rear Roller machines. Cobra also incorporates a comprehensive portfolio of petrol and electric Lawnmowers, petrol and electric handheld machines and lawncare products.

Cobra Garden products are available across the UK, throughout a network of approved specialist dealers. Cobra Garden approved dealers have the knowledge and experience to help you purchase the correct Cobra Garden product for your requirements. The dealers will also provide expert after-sales assistance when your Cobra Garden product requires servicing.

Cobra Garden’s philosophy is to remain true to their trusted values of Innovation, Quality, Reliability, Value and Customer Service. Cobra Garden work hard to ensure that they offer products and services that continue to be relevant to their customers.



CONTENTS

CORDLESS LAWNMOWER RANGE 04 - 05

The 2 NEW 40v cordless models are designed for instant starting with no petrol and oil required. Features include single-lever height adjustment, mulching or side discharge.

ELECTRIC LAWNMOWER RANGE 06 - 09

The Cobra Electric Range is lightweight and features powerful motors and rear rollers on the GTRM models, with mulching and self drive on the MX46SPE.

ORIGINAL LAWNMOWER RANGE 10 - 19

Powered by Briggs & Stratton, Cobra and Honda engines. Available in both hand and self propelled models which vary in cutting width from 16” to 22”.

PREMIUM LAWNMOWER RANGE 20 - 25

These 7 models are packed with high end features. Cutting widths are available from 18” to 22” and are powered by Briggs & Stratton, Cobra and Honda engines.

REAR ROLLER RANGE 26 - 33

With 11 models featuring full width rear rollers for creating a traditional striped finish, hand and self propelled models and 16” to 18” cutting widths.

PROFESSIONAL RANGE 34 - 39

Powered by Honda and Kawasaki engines. These 7 models come in either 4 wheeled or rear roller options and are suitable for both the professional and domestic user.

PETROL HANDHELD RANGE 40 - 47

The range includes 9 Brushcutters with loop and bike type handles, 2 Multi-Tool systems, a Long Reach Hedgecutter, a Trimmer, 4 Chainsaws & a Blower / Vac.

ELECTRIC HANDHELD RANGE 48 - 53

Included in this range are 3 Chainsaws with Oregon bars and chains, 2 Hedgecutters, 1 Shredder, 1 Trimmer, 1 Blower / Vac together with a Long Reach Pruner, Hedgecutter and 2 Saw Horses.

LAWNCARE RANGE 54 - 63

The range includes 2 petrol Cultivators, 2 electric and 2 petrol Scarifiers, 6 Hand Carts, 2 Spreaders, 2 Sack Trolleys and a Garden Roller.

NEW COBRA

Li-ion Cordless Mowers

Cobra cordless Lawnmowers are powered by 40v Lithium-ion Technology

Cobra are proud to be launching their cordless range of Lithium-ion powered Lawnmowers in 2015. The 2 NEW 40v cordless models are designed for instant starting with no petrol and oil required. These feature rich Lawnmowers include single-lever height adjustment, mulching or side discharge cutting systems and are ideal for small to medium gardens. When you have finished cutting the lawn, the handles fold down easily for compact storage.



COBRA MX4140V

NEW 16" 40v Li-ion Cordless Lawnmower

The Cobra MX4140V cordless Lithium-ion Lawnmower allows you to get more done without the need for petrol or electrical cables. The MX4140V is hand propelled, has a quality metal deck and 7 cutting heights.



Specification

- | | |
|---------------------------------|----------------------------|
| ■ 1x 40v Li-ion Samsung Battery | ■ Hand Propelled |
| ■ 41cm / 16" Cutting Width | ■ 50ltr Grass Bag Capacity |
| ■ 25 - 75mm 7 Stage Adjustment | ■ Direct Collection System |
| ■ 4.0Ah Battery Capacity | ■ Mulch Plug Included |

1x 40v LI-ION BATTERY	16" CUTTING WIDTH	25-75mm CUTTING HEIGHTS	50ltr BAG CAPACITY	21 kg WEIGHT
--------------------------	----------------------	----------------------------	-----------------------	-----------------



Power Indicator

The Cobra range of Li-ion powered Lawnmowers all come with a built in battery power indicator to allow easy monitoring of battery life.



7 Cutting Heights

The Cobra MX4140V has 7 adjustable cutting heights ranging from 25mm for a superb low finish, up to 75mm for tackling longer grass.



40v Li-ion Samsung Battery

The 40v Li-ion batteries that power Cobra cordless lawnmowers allow you to get more done in less time with improved power and performance.

COBRA MX46S40V

NEW 18" 40v Li-ion Cordless Lawnmower

The MX46S40V is self propelled, has mulching, side and rear discharge options and 7 cutting heights. The cordless Lithium-ion Lawnmower allows you to get more done without the need for petrol or electrical cables.



Specification

- | | |
|-----------------------------------|----------------------------|
| ■ 2x 40v Li-ion Samsung Batteries | ■ Self Propelled |
| ■ 46cm / 18" Cutting Width | ■ 60ltr Grass Bag Capacity |
| ■ 25 - 75mm 7 Stage Adjustment | ■ 4-in-1 Collection System |
| ■ Single Height of Cut Adjustment | ■ 4.0Ah Battery Capacity |

2x 40v LI-ION BATTERIES	18" CUTTING WIDTH	25-75mm CUTTING HEIGHTS	60ltr BAG CAPACITY	29kg WEIGHT
----------------------------	----------------------	----------------------------	-----------------------	----------------



Mulch / Side Discharge

The MX46S40V comes equipped with a mulch plug and side discharge facility to enable you to mulch your grass or drop straight onto the lawn.



40v Li-ion Samsung Batteries

The 40v Li-ion batteries that power Cobra cordless Lawnmowers allow you to get more done in less time with improved power and performance.



Power Indicator

The Cobra range of Li-ion powered Lawnmowers all come with a built in battery power indicator to allow easy monitoring of battery life.

COBRA Electric Range

Powerful and stylish whilst giving a traditional striped finish

The Cobra Electric Range is lightweight and features powerful motors and rear rollers on the GTRM models, with mulching and self drive on selected models. The easy to use central height adjusters and integrated rear rollers on the GTRM range effortlessly give your lawn the perfect traditional striped finish.

Electric Range Highlights



7 Cutting Heights

Cobra electric Lawnmowers have 7 adjustable cutting heights ranging from 20mm for a superb low finish, up to 75mm for tackling longer grass. All this is achieved by simply using the single height of cut adjustment lever. Depending on the height of your grass, you can easily and efficiently adjust the cutting height to suit.



Mulching System

Selected Lawnmowers come equipped with a mulch plug to enable you to mulch your grass clippings back into the lawn. They recycle the grass by finely cutting and re-cutting the clippings. As the clippings decompose, nutrients and fertilisers are returned to the soil meaning you can cut the grass and fertilise at the same time.



Large Capacity Grass Bag

Cobra electric Lawnmowers are equipped with fabric grass bags ranging between 40ltr - 50ltr, ideal for collecting large amounts of grass clippings before the need for emptying.



Rear Roller

The GTRM range of electric mowers from Cobra all come equipped with a rear roller to help create a traditional striped finish on your lawn. They also give you the ability to mow right up to the edges of flowerbeds and borders. The rear roller supports the Lawnmower when the front wheels are in line with the border edge.



Grass Bag Full Indicator

To make life even easier, Cobra have equipped all of the electric Lawnmowers with a grass bag full indicator system. This indicates when your bag is full and ready to be emptied, eliminating grass being spilled onto your lawn.



Large Rear Wheels

The cobra range of electric Lawnmowers all come equipped with larger rear wheels. These wheels enable the mower to be easier to manoeuvre in all different types of lawn conditions.



COBRA GTRM34

13" Electric Lawnmower with Rear Roller

The Cobra GTRM34 electric Lawnmower is lightweight and features a powerful 1200W motor. The easy to use central height adjuster and an integrated rear roller effortlessly gives your lawn the perfect striped finish.

Specification

- | | |
|--------------------------------|----------------------------|
| ■ 1200W Universal Motor | ■ Hand Propelled |
| ■ 34cm / 13" Cutting Width | ■ 40ltr Grass Bag Capacity |
| ■ 20 - 75mm 7 Stage Adjustment | ■ Cam Lock Handlebars |
| ■ Rear Roller | ■ Grass Bag Full Indicator |

1200 _w MOTOR	13" CUTTING WIDTH	20-75 _{mm} CUTTING HEIGHTS	40 _{ltr} BAG CAPACITY	13 _{kg} WEIGHT
----------------------------	----------------------	--	-----------------------------------	----------------------------



COBRA GTRM38

15" Electric Lawnmower with Rear Roller

The GTRM38 electric Lawnmower from Cobra is lightweight and features a 1400W motor. This lawnmower comes complete with a mulch plug, an easy to use central height adjuster and an integrated rear roller.

Specification

- | | |
|--------------------------------|----------------------------|
| ■ 1400W Motor | ■ Hand Propelled |
| ■ 38cm / 15" Cutting Width | ■ 40ltr Grass Bag Capacity |
| ■ 20 - 75mm 7 Stage Adjustment | ■ Mulching |
| ■ Rear Roller | ■ Grass Bag Full Indicator |

1400 _w MOTOR	15" CUTTING WIDTH	20-75 _{mm} CUTTING HEIGHTS	40 _{ltr} BAG CAPACITY	14 _{kg} WEIGHT
----------------------------	----------------------	--	-----------------------------------	----------------------------





2
Year Warranty
COBRA
Domestic Use

COBRA GTRM40

16" Electric Lawnmower with Rear Roller

The Cobra GTRM40 electric Lawnmower has a powerful 1500W motor and is lightweight at only 14kg. This Lawnmower comes complete with a mulch plug, an easy to use central height adjuster and an integrated rear roller.

Specification

- 1500W Motor
- 40cm / 16" Cutting Width
- 20 - 75mm 7 Stage Adjustment
- Rear Roller
- Hand Propelled
- 45ltr Grass Bag Capacity
- Mulching
- Grass Bag Full Indicator

1500_w
MOTOR

16"
CUTTING WIDTH

20-75_{mm}
CUTTING HEIGHTS

45_{ltr}
BAG CAPACITY

14_{kg}
WEIGHT



2
Year Warranty
COBRA
Domestic Use

COBRA GTRM43

17" Electric Lawnmower with Rear Roller

The Cobra GTRM43 electric Lawnmower is lightweight at just 17kg and features a powerful 1800W motor. With mulching capability, a central height adjuster and an integrated rear roller for the perfect striped finish.

Specification

- 1800W Motor
- 43cm / 17" Cutting Width
- 20 - 75mm 7 Stage Adjustment
- Rear Roller
- Hand Propelled
- 50ltr Grass Bag Capacity
- Mulching
- Grass Bag Full Indicator

1800_w
MOTOR





17"
CUTTING WIDTH

20-75_{mm}
CUTTING HEIGHTS

50_{ltr}
BAG CAPACITY

17_{kg}
WEIGHT

Range Overview

				
	GTRM34	GTRM38	GTRM40	GTRM43
Motor Rated Power:	1200W	1400W	1500W	1800W
Cutting Width:	34cm / 13"	38cm / 15"	40cm / 16"	43cm / 17"
Cutting Height:	20 - 75mm 7 Stage	20 - 75mm 7 Stage	20 - 75mm 7 Stage	20 - 75mm 7 Stage
Rear Roller:	✓	✓	✓	✓
Drive Type:	Hand Propelled	Hand Propelled	Hand Propelled	Hand Propelled
Grass Bag Capacity:	40ltr	40ltr	45ltr	50ltr
Mulch:	✗	✓	✓	✓
Cable:	10m	10m	10m	10m
Weight:	13kg	14kg	14kg	17kg



COBRA MX46SPE

Self Propelled 18" Electric Lawnmower

With exceptional performance and style, the Cobra MX46SPE 18" electric 4-in-1 Lawnmower is powered by an 1800W motor. The MX46SPE is self propelled and can either mulch, side / rear discharge or collect grass cuttings.

Specification

- 1800W Motor
- 46cm / 18" Cutting Width
- 25 - 75mm 7 Stage Adjustment
- Collect / Mulching
- Self Propelled
- 60ltr Grass Bag Capacity
- Side / Rear Discharge Options
- 15m Cable Length

1800_w
MOTOR

18"
CUTTING WIDTH

25-75_{mm}
CUTTING HEIGHTS

60_{ltr}
BAG CAPACITY

31_{kg}
WEIGHT



2
Year Warranty
COBRA
Domestic Use



1800w Electric Motor

The powerful 1800W motor means you can tackle any task with confidence, whilst producing a beautiful finish to your lawn.



Self Propelled

For ease of operator use, this feature is especially useful when there are slopes as well as thick grass.



Mulching System

Comes equipped with a mulch plug to enable you to mulch your grass clippings back into the lawn.



Side Discharge

Simply lift the blanking plate and insert the discharge chute. The grass will now be discharged to the side.

COBRA Original Range

The combination of power, style and reliability

The Cobra Original Range of petrol Lawnmowers are powered by Briggs & Stratton, Cobra and Honda engines. This range of 12 Lawnmowers are available in both hand and self propelled models and vary in cutting widths from 16" to 22". Selected models also feature both mulching and side discharge options.

Original Range Highlights



10 Cutting Heights

The Cobra Original Range of Lawnmowers have 10 adjustable cutting heights ranging from 25mm for a superb low finish, up to 80mm for tackling longer grass. All this is achieved by simply using the single height of cut adjustment lever. Depending on the height of your grass, you can easily and efficiently adjust the cutting height to suit.



Self Propelled Drive

Selected petrol Lawnmowers come equipped with a self propelled drive system for added comfort and ease of operator use. The self propelled drive system takes all the effort out of pushing your Cobra Lawnmower, meaning you can maintain your lawn and not feel exhausted when the grass cutting is complete.



Large Capacity Grass Bags

The Cobra Original Range of Lawnmowers are equipped with fabric grass bags ranging between 45ltr - 70ltr, ideal for collecting large amounts of grass clippings before the need for emptying.



Powerful Engines

Powered by Briggs & Stratton, Cobra and Honda engines the Cobra Original Range incorporate the latest engine design technologies ensuring optimal torque and efficiency, resulting in lower emissions. Ideal for Cobra Lawnmowers, these easy starting engines pack a punch.



Mulching System

Selected models feature a mulch plug to enable you to mulch your grass clippings back into the lawn. Mulching Lawnmowers recycle the grass by finely cutting and re-cutting the clippings. As the clippings decompose, nutrients and fertilisers are returned to the soil meaning you can cut the grass and fertilise at the same time.



Side Discharge

If you don't want to collect your grass cuttings or your lawn has become overgrown, selected models feature a side discharge function. Simply lift the side blanking plate and insert the side discharge chute. The grass will now be discharged to the side.



COBRA M40C

16" Petrol Powered Lawnmower

With exceptional performance and style, the Cobra M40C 16" petrol Lawnmower is powered by a Cobra DG350 OHV Series engine and is hand propelled for complete user freedom.



Expertly Powered By

COBRA

Specification

- | | |
|-----------------------------------|----------------------------|
| ■ Cobra DG350 OHV Engine | ■ Hand Propelled |
| ■ 40cm / 16" Cutting Width | ■ 50ltr Grass Bag Capacity |
| ■ 25 - 75mm 10 Stage Adjustment | ■ Direct Collection System |
| ■ Single Height of Cut Adjustment | ■ 98.5cc Displacement |

98.5cc ENGINE	16" CUTTING WIDTH	25-75mm CUTTING HEIGHTS	50ltr BAG CAPACITY	25kg WEIGHT
------------------	----------------------	----------------------------	-----------------------	----------------



Cobra DG350 OHV Engine

The Cobra DG350 engine offers a quiet, yet powerful combination for a variety of demanding applications. It incorporates the latest engine design technologies ensuring optimal torque and efficiency.



10 Cutting Heights

The Cobra M40C has 10 adjustable cutting heights ranging from 25mm for a superb low finish, up to 75mm for tackling longer grass. All this is achieved by simply using the single height of cut adjustment lever.



Large Capacity Grass Bag

The Cobra M40C petrol Lawnmower is equipped with a 50ltr fabric grass bag, ideal for collecting large amounts of grass clippings before the need for emptying.



COBRA M40SPC

NEW 16" Petrol Powered Lawnmower

The Cobra M40SPC 16" petrol Lawnmower is powered by a Cobra DG350 OHV Series engine, is self propelled for tackling larger jobs and features the new redesigned front end.

Specification

- Cobra DG350 OHV Engine
- Self Propelled
- 40cm / 16" Cutting Width
- 50ltr Grass Bag Capacity
- 25 - 75mm 10 Stage Adjustment
- Direct Collection System
- Single Height of Cut Adjustment
- 98.5cc Displacement

16" CUTTING WIDTH	25-75mm CUTTING HEIGHTS	50ltr BAG CAPACITY	28kg WEIGHT
----------------------	----------------------------	-----------------------	----------------

Expertly Powered By
COBRA

COBRA M40B

16" Petrol Powered Lawnmower

The Cobra M40B 16" petrol Lawnmower is powered by a Briggs & Stratton 450E OHV Series engine and is hand propelled for complete user freedom.

Specification

- B&S 450E Series OHV Engine
- Hand Propelled
- 40cm / 16" Cutting Width
- 50ltr Grass Bag Capacity
- 25 - 75mm 10 Stage Adjustment
- Direct Collection System
- Single Height of Cut Adjustment
- 125cc Displacement

125cc ENGINE	16" CUTTING WIDTH	25-75mm CUTTING HEIGHTS	50ltr BAG CAPACITY	POWERED BY BRIGGS & STRATTON
-----------------	----------------------	----------------------------	-----------------------	---------------------------------



COBRA M40SPB

16" Petrol Powered Lawnmower

The Cobra M40SPB 16" petrol Lawnmower is powered by a Briggs & Stratton 450E Series OHV engine and is self propelled for tackling larger jobs, without causing fatigue.

Specification

- B&S 450E Series OHV Engine
- Self Propelled
- 40cm / 16" Cutting Width
- 50ltr Grass Bag Capacity
- 25 - 75mm 10 Stage Adjustment
- Direct Collection System
- Single Height of Cut Adjustment
- 125cc Displacement

125cc ENGINE	16" CUTTING WIDTH	25-75mm CUTTING HEIGHTS	50ltr BAG CAPACITY	POWERED BY BRIGGS & STRATTON
-----------------	----------------------	----------------------------	-----------------------	---------------------------------



COBRA M46SPH

18" Petrol Powered Lawnmower

Powered by an easy starting Honda GCV135E engine and with exceptionally stylish looks, the Cobra M46SPH 18" petrol Lawnmower is self propelled for tackling larger jobs without causing operator fatigue.

Specification

- Honda GCV135E Engine
- Self Propelled
- 46cm / 18" Cutting Width
- 60ltr Grass Bag Capacity
- 25 - 75mm 10 Stage Adjustment
- Direct Collection
- Single Height of Cut Adjustment
- 135cc Displacement

135cc ENGINE	18" CUTTING WIDTH	25-75mm CUTTING HEIGHTS	60ltr BAG CAPACITY	31 kg WEIGHT
-----------------	----------------------	----------------------------	-----------------------	-----------------



10 Cutting Heights

The Cobra M46SPH has 10 adjustable cutting heights ranging from 25mm up to 75mm for a superb finish.



Self Propelled Drive

Equipped with a self propelled drive system for added comfort and ease of operator use.



Honda GCV135E

The Honda GCV135E petrol engine offers a quiet, yet powerful and lightweight combination.





2

Year Warranty

COBRA

Domestic Use

Expertly Powered By

COBRA

COBRA M46C

NEW 18" Petrol Powered Lawnmower

With exceptional performance and style, the Cobra M46C 18" petrol Lawnmower is powered by a Cobra DG450 OHV engine, is hand propelled for complete user freedom and features the new redesigned front end.

Specification

- | | |
|-----------------------------------|----------------------------|
| ■ Cobra DG450 OHV Engine | ■ Hand Propelled |
| ■ 46cm / 18" Cutting Width | ■ 60ltr Grass Bag Capacity |
| ■ 25 - 75mm 10 Stage Adjustment | ■ Direct Collection System |
| ■ Single Height of Cut Adjustment | ■ 135cc Displacement |

18" CUTTING WIDTH	25-75mm CUTTING HEIGHTS	60ltr BAG CAPACITY	26kg WEIGHT
----------------------	----------------------------	-----------------------	----------------



2

Year Warranty

COBRA

Domestic Use

Expertly Powered By

COBRA


COBRA M46B

18" Petrol Powered Lawnmower

The Cobra M46B 18" petrol Lawnmower is powered by a Briggs & Stratton 450E Series OHV engine, is hand propelled for complete user freedom and features the new redesigned front end.

Specification

- | | |
|-----------------------------------|----------------------------|
| ■ B&S 450E Series OHV Engine | ■ Hand Propelled |
| ■ 46cm / 18" Cutting Width | ■ 60ltr Grass Bag Capacity |
| ■ 25 - 75mm 10 Stage Adjustment | ■ Direct Collection System |
| ■ Single Height of Cut Adjustment | ■ 125cc Displacement |

	18" CUTTING WIDTH	25-75mm CUTTING HEIGHTS	60ltr BAG CAPACITY
---	----------------------	----------------------------	-----------------------



2

Year Warranty

COBRA

Domestic Use

Expertly Powered By

COBRA

COBRA M46SPC

NEW 18" Petrol Powered Lawnmower

Powered by a Cobra DG450 OHV engine, the Cobra M46SPC is an 18" petrol Lawnmower, is self propelled for tackling larger jobs without causing fatigue and features the new redesigned front end.

Specification

- | | |
|-----------------------------------|----------------------------|
| ■ Cobra DG450 OHV Engine | ■ Self Propelled |
| ■ 46cm / 18" Cutting Width | ■ 60ltr Grass Bag Capacity |
| ■ 25 - 75mm 10 Stage Adjustment | ■ Direct Collection System |
| ■ Single Height of Cut Adjustment | ■ 135cc Displacement |

18" CUTTING WIDTH	25-75mm CUTTING HEIGHTS	60ltr BAG CAPACITY	28kg WEIGHT
----------------------	----------------------------	-----------------------	----------------



2

Year Warranty

COBRA

Domestic Use

Expertly Powered By

COBRA


COBRA M46SPB

18" Petrol Powered Lawnmower

The Cobra M46SPB 18" petrol Lawnmower is powered by a Briggs & Stratton 500E Series OHV engine and is self propelled for tackling larger jobs, without user fatigue.

Specification

- | | |
|-----------------------------------|----------------------------|
| ■ B&S 500E Series OHV Engine | ■ Self Propelled |
| ■ 46cm / 18" Cutting Width | ■ 60ltr Grass Bag Capacity |
| ■ 25 - 75mm 10 Stage Adjustment | ■ Direct Collection System |
| ■ Single Height of Cut Adjustment | ■ 140cc Displacement |

	18" CUTTING WIDTH	25-75mm CUTTING HEIGHTS	60ltr BAG CAPACITY
---	----------------------	----------------------------	-----------------------

COBRA M51SPB

20" Petrol Powered Lawnmower

The Cobra M51SPB petrol 4-in-1 Lawnmower is expertly powered by a Briggs & Stratton 625 Series Ready Start engine and can either mulch, side / rear discharge or collect grass.

Specification

- | | |
|---------------------------------|----------------------------|
| ■ B&S 625 Series Ready Start | ■ Self Propelled |
| ■ 51cm / 20" Cutting Width | ■ 60ltr Grass Bag Capacity |
| ■ 25 - 75mm 10 Stage Adjustment | ■ 4-in-1 Collection System |
| ■ Mulching | ■ 190cc Displacement |

20"
CUTTING WIDTH

25-75mm
CUTTING HEIGHTS

60ltr
BAG CAPACITY

35kg
WEIGHT

POWERED BY
BRIGGS & STRATTON



10 Cutting Heights

The Cobra M51SPB has 10 adjustable cutting heights ranging from 25mm up to 75mm for a superb finish.



Mulch / Side Discharge

Comes equipped with a mulch plug and also has a side discharge function.



B&S 625 Series

Incorporates the latest engine design technologies ensuring optimal torque and efficiency.

COBRA M51SPH

20" Petrol Powered Lawnmower

With exceptional performance and style, the Cobra M51SPH petrol 4-in-1 Lawnmower is powered by a Honda GCV160 engine and can either mulch, side / rear discharge or collect grass clippings.

Specification

- | | |
|---------------------------------|----------------------------|
| ■ Honda GCV160 Engine | ■ Self Propelled |
| ■ 51cm / 20" Cutting Width | ■ 60ltr Grass Bag Capacity |
| ■ 25 - 75mm 10 Stage Adjustment | ■ 4-in-1 Collection System |
| ■ Mulching | ■ 160cc Displacement |

160cc
ENGINE

20"
CUTTING WIDTH

25-75mm
CUTTING HEIGHTS

60ltr
BAG CAPACITY

35kg
WEIGHT

POWERED by
HONDA



10 Cutting Heights

The Cobra M51SPH has 10 adjustable cutting heights ranging from 25mm up to 75mm for a superb finish.



Mulch / Side Discharge

Comes equipped with a mulch plug and also has a side discharge function.



Honda GCV160

The Honda GCV160 petrol engine offers a quiet, yet powerful and lightweight combination.



COBRA M56SPB

22" Petrol Powered Lawnmower

The 22" M56SPB petrol 4-in-1 Lawnmower from Cobra is powered by a Briggs & Stratton 650E Series Ready Start engine and can either mulch, side / rear discharge or collect grass clippings.



Briggs & Stratton 650E Series

Designed to deliver unprecedented reliability and performance, this series of engines has established itself as the preferred choice of engine. Ideal to power Cobra Lawnmowers for gardens up to 1000 square metres.



10 Cutting Heights

The Cobra M56SPB has 10 adjustable cutting heights ranging from 25mm for a superb low finish, up to 80mm for tackling longer grass. All this is achieved by simply using the single height of cut adjustment lever.



Mulch / Side Discharge

The M56SPB Lawnmower from Cobra comes equipped with a mulch plug to enable you to mulch your grass clippings back into the lawn. If you don't want to collect your grass cuttings or your lawn has become overgrown, the M56SPB also has a side discharge function.



Specification

- | | |
|---------------------------------|----------------------------|
| ■ B&S 650E Series Ready Start | ■ Self Propelled |
| ■ 56cm / 22" Cutting Width | ■ 70ltr Grass Bag Capacity |
| ■ 25 - 80mm 10 Stage Adjustment | ■ 4-in-1 Collection System |
| ■ Mulching | ■ 190cc Displacement |

22"
CUTTING WIDTH

25-80mm
CUTTING HEIGHTS

70ltr
BAG CAPACITY

37kg
WEIGHT

POWERED BY
BRIGGS & STRATTON

Original Range Overview

			 NEW FOR 2015	
	M40C	M40B	M40SPC	M40SPB
Engine:	Cobra DG350 OHV	B&S 450E Series OHV	Cobra DG350 OHV	B&S 450E Series OHV
Cutting Width:	40cm / 16"	40cm / 16"	40cm / 16"	40cm / 16"
Cutting Height:	25 - 75mm 10 Stage	25 - 75mm 10 Stage	25 - 75mm 10 Stage	25 - 75mm 10 Stage
Drive Type:	Hand Propelled	Hand Propelled	Self Propelled	Self Propelled
Grass Bag Capacity:	50ltr	50ltr	50ltr	50ltr
Mulch / Side Discharge:	X	X	X	X
Collection System:	Direct	Direct	Direct	Direct
Weight:	25kg	24kg	28kg	26kg

		 NEW FOR 2015	 NEW FOR 2015	
	M46B	M46C	M46SPC	M46SPB
Engine:	B&S 450E Series OHV	Cobra DG450 OHV	Cobra DG450 OHV	B&S 500E Series OHV
Cutting Width:	46cm / 18"	46cm / 18"	46cm / 18"	46cm / 18"
Cutting Height:	25 - 75mm 10 Stage	25 - 75mm 10 Stage	25 - 75mm 10 Stage	25 - 75mm 10 Stage
Drive Type:	Hand Propelled	Hand Propelled	Self Propelled	Self Propelled
Grass Bag Capacity:	60ltr	60ltr	60ltr	60ltr
Mulch / Side Discharge:	X	X	X	X
Collection System:	Direct	Direct	Direct	Direct
Weight:	26kg	26kg	28kg	28kg

				
	M46SPH	M51SPB	M51SPH	M56SPB
Engine:	Honda GCV135E	B&S 625 Series Ready Start	Honda GCV160	B&S 650E Series Ready Start
Cutting Width:	46cm / 18"	51cm / 20"	51cm / 20"	56cm / 22"
Cutting Height:	25 - 75mm 10 Stage	25 - 75mm 10 Stage	25 - 75mm 10 Stage	25 - 80mm 10 Stage
Drive Type:	Self Propelled	Self Propelled	Self Propelled	Self Propelled
Grass Bag Capacity:	60ltr	60ltr	60ltr	70ltr
Mulch / Side Discharge:	X	✓	✓	✓
Collection System:	Direct	4-in-1	4-in-1	4-in-1
Weight:	31kg	35kg	35kg	37kg



COBRA MM51B
NEW 20" Mulching Lawnmower

With exceptional performance and style, the Cobra MM51B 20" petrol Lawnmower is powered by a Briggs & Stratton 500E Series engine and is hand propelled for complete user freedom.



Briggs & Stratton 500E Series

The 500E engine provides the best-in-class performance in this category of engines. It incorporates the latest design technologies ensuring optimal torque and efficiency, resulting in lower emissions.



Mulching & Side Discharge

The MM51B from Cobra is a mulching Lawnmower that recycles the grass by finely cutting and re-cutting the clippings. As the clippings decompose, nutrients and fertilisers are returned to the soil.



5 Cutting Heights

The NEW Cobra MM51B has 5 fully adjustable cutting heights ranging from 30mm for a superb low cut, up to 75mm for mulching longer grass. All this is achieved by simply using the single height of cut adjustment lever.



Specification

■ B&S 500E Series	■ Hand Propelled
■ 51cm / 20" Cutting Width	■ Side Discharge
■ 30 - 75mm 5 Stage Adjustment	■ Mulching
■ Single Height of Cut Adjustment	■ 140cc Displacement

20"
CUTTING WIDTH

30-75mm
CUTTING HEIGHTS

140cc
ENGINE

23.5kg
WEIGHT

POWERED BY
BRIGGS & STRATTON

COBRA Premium Range

Feature rich, high specification Lawnmowers from Cobra

The Cobra Premium Range of petrol Lawnmowers are powered by Briggs & Stratton, Cobra and Honda engines. These 7 models are packed with high end features including mulching and side discharge, large diameter wheels and 4 speed gearboxes on selected models. Hand and self propelled models are available with cutting widths ranging from 18" - 22".

Premium Range Highlights



7 Cutting Heights

The Cobra Premium Range of Lawnmowers have 7 adjustable cutting heights ranging from 25mm for a superb low finish, up to 75mm for tackling longer grass. All this is achieved by simply using the single height of cut adjustment lever. Depending on the height of your grass, you can easily and efficiently adjust the cutting height.



Electric Starting

Electric Start eliminates the necessity of pulling the recoil rope, replacing it with an electric ignition key starter. This can help reduce wear and tear on the engine. A charger is supplied to keep the battery ready for use. Electric key start is exclusively available on the MX46SPCE model.



4 Speed Gearbox

The Cobra MX514SPB and MX564SPB petrol Lawnmowers come equipped with 4 speed gearboxes. The 4 speed gearbox enables the operator to have complete control for ultimate mowing.



Powerful Engines

Cobra Premium Range Lawnmowers are powered by Briggs & Stratton, Cobra and Honda engines incorporating the latest engine design technology. This ensures the optimal torque and efficiency, resulting in lower emissions. Ideal for Cobra Lawnmowers, these easy starting engines pack a punch.



Mulching System

The Premium Range models all come equipped with a mulch plug to enable you to mulch your grass clippings back into the lawn. Mulching Lawnmowers recycle the grass by finely cutting and re-cutting the clippings. As the clippings decompose, nutrients and fertilisers are returned to the soil.



Side Discharge

If you don't want to collect your grass cuttings or your lawn has become overgrown, the Premium Range all come equipped with a side discharge function. Simply lift the side blanking plate and insert the side discharge chute.



COBRA MX46B

18" Petrol Powered Lawnmower

The Cobra MX46B petrol 4-in-1 Lawnmower is powered by a Briggs & Stratton 500E Series OHV engine. This mower is hand propelled and can either mulch, side / rear discharge or collect grass clippings.

Specification

- B&S 500E Series OHV Engine
- Hand Propelled
- 46cm / 18" Cutting Width
- 60ltr Grass Bag Capacity
- 25 - 75mm 7 Stage Adjustment
- 4-in-1 Collection System
- Mulching
- 140cc Displacement



18"
CUTTING WIDTH

25-75mm
CUTTING HEIGHTS

60ltr
BAG CAPACITY

28kg
WEIGHT

COBRA MX46SPB

18" Petrol Powered Lawnmower

The Cobra MX46SPB petrol 4-in-1 Lawnmower is powered by a Briggs & Stratton 500E Series OHV engine. This mower is self propelled and can either mulch, side / rear discharge or collect grass clippings.

Specification

- B&S 500E Series OHV Engine
- Self Propelled
- 46cm / 18" Cutting Width
- 60ltr Grass Bag Capacity
- 25 - 75mm 7 Stage Adjustment
- 4-in-1 Collection System
- Mulching
- 140cc Displacement

18"
CUTTING WIDTH

25-75mm
CUTTING HEIGHTS

60ltr
BAG CAPACITY

31kg
WEIGHT





Cobra DG450 OHV Engine

The Cobra DG450 OHV engine offers a quiet, yet powerful and lightweight combination. The DG450 OHV powers Cobra Lawnmowers for gardens up to 600 square metres.



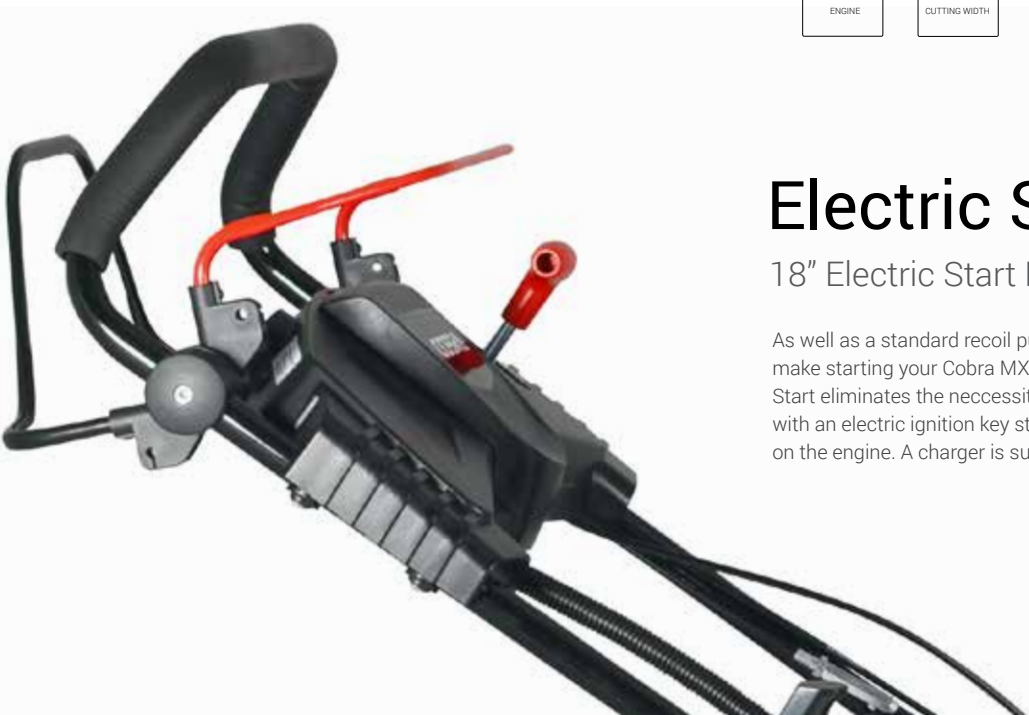
7 Cutting Heights

The Cobra Premium Range of Lawnmowers have 7 adjustable cutting heights ranging from 25mm for a superb low finish, up to 75mm for tackling longer grass.



Mulch / Side Discharge

The MX46SPCE Lawnmower comes equipped with a mulch plug to enable you to mulch your grass clippings back into the lawn. If you don't want to collect your grass cuttings or your lawn has become overgrown, the MX46SPCE also has a side discharge function.



COBRA MX46SPCE

18" Petrol Lawnmower with Electric Start

The premium Cobra MX46SPCE petrol 4-in-1 Lawnmower is powered by a Cobra DG450 OHV Electric Start engine. This mower is self propelled and can either mulch, side / rear discharge or collect grass clippings.



Expertly Powered By
COBRA

Specification

- | | |
|----------------------------------|----------------------------|
| ■ Cobra DG450 OHV Electric Start | ■ Self Propelled |
| ■ 46cm / 18" Cutting Width | ■ 60ltr Grass Bag Capacity |
| ■ 25 - 75mm 7 Stage Adjustment | ■ 4-in-1 Collection System |
| ■ Mulching | ■ 135cc Displacement |

135cc ENGINE	18" CUTTING WIDTH	25-75mm CUTTING HEIGHTS	60ltr BAG CAPACITY	39kg WEIGHT
-----------------	----------------------	----------------------------	-----------------------	----------------

Electric Start

18" Electric Start Petrol Lawnmower

As well as a standard recoil pull-start, there's also an Electric Start to make starting your Cobra MX46SPCE Lawnmower even easier. Electric Start eliminates the neccessity of pulling the recoil rope, replacing it with an electric ignition key starter. This can help reduce wear and tear on the engine. A charger is supplied to keep the battery ready for use.



COBRA MX514SPB

20" Petrol Powered Lawnmower

Powered by a Briggs & Stratton 650E Series Ready Start engine, the premium Cobra MX514SPB is a petrol 4-in-1 Lawnmower with self propelled drive and a reliable 4 speed gearbox for complete control for ultimate mowing.



Briggs & Stratton 650E Series

The Briggs & Stratton 650E Series engine is one of the best selling walk-behind Lawnmower engine families of all time. Designed to deliver unprecedented reliability and performance. Ideal to power Cobra Lawnmowers.



4 Speed Gearbox

The Cobra MX514SPB petrol Lawnmower comes equipped with a 4 speed gearbox. The 4 speed gearbox gives you total control for ultimate mowing.



Mulch / Side Discharge

The MX514SPB Lawnmower comes equipped with a mulch plug to enable you to mulch your grass clippings back into the lawn. If you don't want to collect your grass cuttings or your lawn has become overgrown, the MX514SPB also has a side discharge function.



Specification

- | | |
|--------------------------------|----------------------------|
| ■ B&S 650E Series Ready Start | ■ Self Propelled / 4 Speed |
| ■ 51cm / 20" Cutting Width | ■ 60ltr Grass Bag Capacity |
| ■ 25 - 75mm 7 Stage Adjustment | ■ 4-in-1 Collection System |
| ■ Mulching | ■ 190cc Displacement |

20" CUTTING WIDTH	25-75mm CUTTING HEIGHTS	60ltr BAG CAPACITY	36kg WEIGHT	POWERED BY BRIGGS & STRATTON
----------------------	----------------------------	-----------------------	----------------	---------------------------------



COBRA MX46SPH

18" Petrol Powered Lawnmower

The premium Cobra MX46SPH petrol 4-in-1 Lawnmower is powered by a Honda GCV135E engine. This mower is self propelled and can either mulch, side / rear discharge or collect grass clippings.

Specification

- Honda GCV135E Engine
- Self Propelled
- 46cm / 18" Cutting Width
- 60ltr Grass Bag Capacity
- 25 - 75mm 7 Stage Adjustment
- 4-in-1 Collection System
- Mulching
- 135cc Displacement

18" CUTTING WIDTH	25-75mm CUTTING HEIGHTS	60ltr BAG CAPACITY	33kg WEIGHT
----------------------	----------------------------	-----------------------	----------------

COBRA MX51SPH

20" Petrol Powered Lawnmower

Powered by a Honda GCV160 engine, the premium Cobra MX51SPH is a petrol 4-in-1 Lawnmower with self propelled drive for tackling larger jobs, without causing operator fatigue.

Specification

- Honda GCV160 Engine
- Self Propelled
- 51cm / 20" Cutting Width
- 60ltr Grass Bag Capacity
- 25 - 75mm 7 Stage Adjustment
- 4-in-1 Collection System
- Mulching
- 160cc Displacement

20" CUTTING WIDTH	25-75mm CUTTING HEIGHTS	60ltr BAG CAPACITY	36kg WEIGHT
----------------------	----------------------------	-----------------------	----------------



COBRA MX564SPB

22" Petrol Powered Lawnmower

The premium Cobra MX564SPB petrol 4-in-1 Lawnmower is powered by a Briggs & Stratton 675 Series Ready Start engine. This Cobra Lawnmower is self propelled with a reliable 4 speed gearbox.

Specification

- B&S 675 Series Ready Start
- Self Propelled / 4 Speed
- 56cm / 22" Cutting Width
- 70ltr Grass Bag Capacity
- 25 - 75mm 7 Stage Adjustment
- 4-in-1 Collection System
- Mulching
- 190cc Displacement

POWERED BY BRIGGS & STRATTON	22" CUTTING WIDTH	25-75mm CUTTING HEIGHTS	70ltr BAG CAPACITY	40kg WEIGHT
---------------------------------	----------------------	----------------------------	-----------------------	----------------



Premium Range Overview

				
	MX46B	MX46SPB	MX46SPH	MX46SPCE
Engine:	B&S 500E Series OHV	B&S 500E Series OHV	Honda GCV135E	Cobra Electric Start DG450 OHV
Cutting Width:	46cm / 18"	46cm / 18"	46cm / 18"	46cm / 18"
Cutting Height:	25 - 75mm 7 Stage	25 - 75mm 7 Stage	25 - 75mm 7 Stage	25 - 75mm 7 Stage
Drive Type:	Hand Propelled	Self Propelled	Self Propelled	Self Propelled
Grass Bag Capacity:	60ltr	60ltr	60ltr	60ltr
Mulch / Side Discharge:	✓	✓	✓	✓
Collection System:	4-in-1	4-in-1	4-in-1	4-in-1
Weight:	28kg	31kg	33kg	39kg

			
	MX51SPH	MX514SPB	MX564SPB
Engine:	Honda GCV160	B&S 650E Series Ready Start	B&S 675 Series Ready Start
Cutting Width:	51cm / 20"	51cm / 20"	56cm / 22"
Cutting Height:	25 - 75mm 7 Stage	25 - 75mm 7 Stage	25 - 75mm 7 Stage
Drive Type:	Self Propelled	Self Propelled / 4 Speed	Self Propelled / 4 Speed
Grass Bag Capacity:	60ltr	60ltr	70ltr
Mulch / Side Discharge:	✓	✓	✓
Collection System:	4-in-1	4-in-1	4-in-1
Weight:	36kg	36kg	40kg

COBRA Rear Roller Range

Powerful and stylish whilst giving a traditional striped finish

The Cobra Rear Roller Range of petrol Lawnmowers are powered by Briggs & Stratton, Cobra and Honda engines. The range incorporates 11 models which feature full width rear rollers for creating a traditional striped finish, hand and self propelled drive systems and 16" to 18" cutting widths.

Rear Roller Range Highlights



6 Cutting Heights

The Cobra Rear Roller Range have fully adjustable 6 cutting heights ranging from 17mm for a superb low finish, up to 75mm for tackling longer grass. All this is achieved by simply using the single height of cut adjustment lever which has been conveniently positioned next to the rear roller.



Electric Starting

As well as a standard recoil pull-start, there's also an electric key start to make starting your Cobra Lawnmower even easier. Electric Start eliminates the necessity of pulling the recoil rope, replacing it with an electric ignition key starter. This is exclusively available on the RM40SPCE and RM46SPCE models.



Large Capacity Grass Bag

Cobra Rear Roller Lawnmowers are equipped with 60ltr fabric grass bags. Ideal for collecting large amounts of grass clippings before the need for emptying.



Rear Roller

The Rear Roller Range of petrol Lawnmowers from Cobra all come equipped with a full width rear roller to help produce a traditional striped finish. These Lawnmowers give you the ability to mow right up to the edge of flowerbeds and borders. The rear roller supports the Lawnmower when the front wheels are in line with the border edge.



Powerful Engines

The Cobra Rear Roller Range of Lawnmowers are powered by Briggs & Stratton, Cobra and Honda engines incorporating the latest engine design technology. This ensures the optimal torque and efficiency, resulting in lower emissions. Ideal for Cobra Lawnmowers, these easy starting engines pack a punch.



Style & Performance

Cobra Rear Roller Lawnmowers are not only stylish but perform exceptionally well to create a beautiful striped finish to your lawn.



COBRA RM40C

NEW 16" Petrol Rear Roller Lawnmower

Powered by a Cobra DG350 OHV engine, the RM40C 16" petrol Lawnmower is hand propelled, has a rear roller for a traditional striped finish and features the new redesigned front end.

Specification

- | | |
|--------------------------------|----------------------------|
| ■ Cobra DG350 OHV Engine | ■ Hand Propelled |
| ■ 40cm / 16" Cutting Width | ■ 60ltr Grass Bag Capacity |
| ■ 17 - 75mm 6 Stage Adjustment | ■ Direct Collection System |
| ■ Rear Roller | ■ 98.5cc Displacement |

16" CUTTING WIDTH	17-75mm CUTTING HEIGHTS	60ltr BAG CAPACITY	28kg WEIGHT
----------------------	----------------------------	-----------------------	----------------



COBRA RM40SPC

NEW 16" Petrol Rear Roller Lawnmower

The Cobra RM40SPC 16" petrol Lawnmower is powered by a Cobra DG450 OHV engine, is self propelled, has a rear roller for a traditional striped finish and features the new redesigned front end.

Specification

- | | |
|--------------------------------|----------------------------|
| ■ Cobra DG450 OHV Engine | ■ Self Propelled |
| ■ 40cm / 16" Cutting Width | ■ 60ltr Grass Bag Capacity |
| ■ 17 - 75mm 6 Stage Adjustment | ■ Direct Collection System |
| ■ Rear Roller | ■ 135cc Displacement |

16" CUTTING WIDTH	17-75mm CUTTING HEIGHTS	60ltr BAG CAPACITY	28.5kg WEIGHT
----------------------	----------------------------	-----------------------	------------------



COBRA RM40SPB

NEW 16" Petrol Rear Roller Lawnmower

The Cobra RM40SPB 16" petrol Lawnmower is powered by a Briggs & Stratton 450E Series engine, is self propelled, has a rear roller for a traditional striped finish and features the new redesigned front end.

Specification

- | | |
|--------------------------------|----------------------------|
| ■ B&S 450E Series Engine | ■ Self Propelled |
| ■ 40cm / 16" Cutting Width | ■ 60ltr Grass Bag Capacity |
| ■ 17 - 75mm 6 Stage Adjustment | ■ Direct Collection System |
| ■ Rear Roller | ■ 125cc Displacement |



16"
CUTTING WIDTH

17-75mm
CUTTING HEIGHTS

60ltr
BAG CAPACITY

28.5kg
WEIGHT



6 Cutting Heights

The RM40SPB has 6 adjustable cutting heights ranging from 17mm for a superb low finish, up to 75mm.



Self Propelled

Equipped with a self propelled drive system for added comfort and ease of operator use.



B&S 450E Series

The 450E Series engine provides the best-in-class performance in this category of engines.



COBRA RM40SPCE

NEW 16" Rear Roller with Electric Start

The Cobra RM40SPCE Electric Start petrol Lawnmower is powered by a Cobra DG450 OHV engine, is self propelled, has a rear roller for a traditional striped finish and features the new redesigned front end.

Specification

- | | |
|----------------------------------|----------------------------|
| ■ Cobra DG450 OHV Electric Start | ■ Self Propelled |
| ■ 40cm / 16" Cutting Width | ■ 60ltr Grass Bag Capacity |
| ■ 17 - 75mm 6 Stage Adjustment | ■ Direct Collection System |
| ■ Rear Roller | ■ 135cc Displacement |

Expertly Powered By
COBRA

16"
CUTTING WIDTH

17-75mm
CUTTING HEIGHTS

60ltr
BAG CAPACITY

29kg
WEIGHT



6 Cutting Heights

The RM40SPCE has 6 adjustable cutting heights ranging from 17mm for a superb low finish, up to 75mm.



Electric Start

Eliminates the necessity of pulling the recoil rope, replacing it with an ignition key starter.



Cobra DG450 OHV

The Cobra DG450 OHV engine offers a quiet, yet powerful and lightweight combination.



COBRA RM46SPCE

18" Rear Roller Electric Start Lawnmower

With exceptional performance and style, the Cobra RM46SPCE Electric Start petrol Lawnmower is powered by a Cobra DG450 OHV engine. The RM46SPCE is self propelled and has a rear roller for a traditional striped finish.



Expertly Powered By
COBRA

Specification

- | | |
|----------------------------------|----------------------------|
| ■ Cobra DG450 OHV Electric Start | ■ Self Propelled |
| ■ 46cm / 18" Cutting Width | ■ 60ltr Grass Bag Capacity |
| ■ 17 - 75mm 6 Stage Adjustment | ■ Direct Collection System |
| ■ Rear Roller | ■ 135cc Displacement |

135cc
ENGINE

18"
CUTTING WIDTH

17-75mm
CUTTING HEIGHTS

60ltr
BAG CAPACITY

40kg
WEIGHT



Electric Start

Electric Start eliminates the necessity of pulling the recoil rope, replacing it with an electric ignition key starter. This can help reduce wear and tear on the engine. A charger is supplied to keep the battery ready for use.



Cobra DG450 OHV Engine

The Cobra DG450 OHV engine offers a quiet, yet powerful and lightweight combination. The DG450 OHV powers Cobra Lawnmowers for gardens up to 600 square metres.



COBRA RM46C

18" Petrol Powered Rear Roller Lawnmower

With exceptional performance and style, the Cobra RM46C petrol Lawnmower is powered by a Cobra DG450 OHV engine. The RM46C is hand propelled and has a rear roller for a traditional striped finish.

Specification

- | | |
|--------------------------------|----------------------------|
| ■ Cobra DG450 OHV Engine | ■ Hand Propelled |
| ■ 46cm / 18" Cutting Width | ■ 60ltr Grass Bag Capacity |
| ■ 17 - 75mm 6 Stage Adjustment | ■ Direct Collection System |
| ■ Rear Roller | ■ 135cc Displacement |

18" CUTTING WIDTH	17-75mm CUTTING HEIGHTS	60ltr BAG CAPACITY	34kg WEIGHT
----------------------	----------------------------	-----------------------	----------------



6 Cutting Heights

The RM46C has 6 adjustable cutting heights ranging from 17mm for a superb low finish, up to 75mm.



Hand Propelled

Equipped with a hand propelled drive system for complete operator freedom.



Cobra DG450 OHV

The Cobra DG450 OHV engine offers a quiet, yet powerful and lightweight combination.



COBRA RM46SPC

18" Petrol Powered Rear Roller Lawnmower

The Cobra RM46SPC petrol Lawnmower is powered by a Cobra DG450 OHV engine. The RM46SPC is self propelled and has a rear roller for a traditional striped finish.

Specification

- | | |
|--------------------------------|----------------------------|
| ■ Cobra DG450 OHV Engine | ■ Self Propelled |
| ■ 46cm / 18" Cutting Width | ■ 60ltr Grass Bag Capacity |
| ■ 17 - 75mm 6 Stage Adjustment | ■ Direct Collection System |
| ■ Rear Roller | ■ 135cc Displacement |

18" CUTTING WIDTH	17-75mm CUTTING HEIGHTS	60ltr BAG CAPACITY	37 kg WEIGHT
----------------------	----------------------------	-----------------------	-----------------



6 Cutting Heights

The RM46SPC has 6 adjustable cutting heights ranging from 17mm for a superb low finish, up to 75mm.



Self Propelled

Equipped with a self propelled drive system for added comfort and ease of operator use.



Cobra DG450 OHV

The Cobra DG450 OHV engine offers a quiet, yet powerful and lightweight combination.



COBRA RM46SPH

18" Petrol Powered Rear Roller Lawnmower

Powered by a Honda GCV140 engine, the RM46SPH 18" petrol Lawnmower is self propelled and has a rear roller for a traditional striped finish.

Specification

- | | |
|--------------------------------|----------------------------|
| ■ Honda GCV140 Engine | ■ Self Propelled |
| ■ 46cm / 18" Cutting Width | ■ 60ltr Grass Bag Capacity |
| ■ 17 - 75mm 6 Stage Adjustment | ■ Direct Collection System |
| ■ Rear Roller | ■ 140cc Displacement |

18" CUTTING WIDTH	17-75mm CUTTING HEIGHTS	60ltr BAG CAPACITY	32kg WEIGHT
----------------------	----------------------------	-----------------------	----------------



6 Cutting Heights

The RM46SPH has 6 adjustable cutting heights ranging from 17mm for a superb low finish, up to 75mm.



Self Propelled

Equipped with a self propelled drive system for added comfort and ease of operator use.



Honda GCV140

The Honda GCV140 petrol engine is easy starting, expertly powering Cobra Lawnmowers.



COBRA RM46B

18" Petrol Powered Rear Roller Lawnmower

With exceptional performance and style, the Cobra RM46B 18" petrol Lawnmower is powered by a Briggs & Stratton 500E Series engine is hand propelled and has a rear roller for a traditional striped finish.

Specification

- | | |
|--------------------------------|----------------------------|
| ■ B&S 500E Series Engine | ■ Hand Propelled |
| ■ 46cm / 18" Cutting Width | ■ 60ltr Grass Bag Capacity |
| ■ 17 - 75mm 6 Stage Adjustment | ■ Direct Collection System |
| ■ Rear Roller | ■ 140cc Displacement |

POWERED BY BRIGGS & STRATTON	18" CUTTING WIDTH	17-75mm CUTTING HEIGHTS	60ltr BAG CAPACITY	30kg WEIGHT
---------------------------------	----------------------	----------------------------	-----------------------	----------------



6 Cutting Heights

The RM46B has 6 adjustable cutting heights ranging from 17mm for a superb low finish, up to 75mm.



Hand Propelled

Equipped with a hand propelled drive system for complete operator freedom.



B&S 500E Series

The 500E Series engine provides the best-in-class performance in this category of engines.



2
Year Warranty
COBRA
Domestic Use

COBRA RM46SPB

18" Petrol Powered Rear Roller Lawnmower

With exceptional performance and style, the Cobra RM46SPB 18" petrol Lawnmower is powered by a Briggs & Stratton 500E Series engine. The RM46SPB is self propelled and has a rear roller for a striped finish.

Specification

- B&S 500E Series Engine
- Self Propelled
- 46cm / 18" Cutting Width
- 60ltr Grass Bag Capacity
- 17 - 75mm 6 Stage Adjustment
- Direct Collection System
- Rear Roller
- 140cc Displacement



18"
CUTTING WIDTH

17-75mm
CUTTING HEIGHTS

60ltr
BAG CAPACITY

32kg
WEIGHT

COBRA RM46SPBR

NEW 18" Petrol Rear Roller Lawnmower

Powered by the NEW B&S 575EX Series Ready Start engine, the Cobra RM46SPBR 18" petrol Lawnmower is self propelled, has a rear roller for a striped finish and features the new redesigned front end.

Specification

- B&S 575EX Series Ready Start
- Self Propelled
- 46cm / 18" Cutting Width
- 60ltr Grass Bag Capacity
- 17 - 75mm 6 Stage Adjustment
- Direct Collection System
- Rear Roller
- 140cc Displacement



18"
CUTTING WIDTH

17-75mm
CUTTING HEIGHTS

60ltr
BAG CAPACITY

32kg
WEIGHT

2
Year Warranty
COBRA
Domestic Use

READYSTART



Rear Roller Range Overview

	 NEW FOR 2015	 NEW FOR 2015	 NEW FOR 2015	 NEW FOR 2015
	RM40C	RM40SPC	RM40SPB	RM40SPCE
Engine:	Cobra DG350 OHV	Cobra DG450 OHV	B&S 450E Series	Cobra DG450 OHV Electric Start
Cutting Width:	40cm / 16"	40cm / 16"	40cm / 16"	40cm / 16"
Cutting Height:	17 - 75mm 6 Stage	17 - 75mm 6 Stage	17 - 75mm 6 Stage	17 - 75mm 6 Stage
Rear Roller:	✓	✓	✓	✓
Drive Type:	Hand Propelled	Self Propelled	Self Propelled	Self Propelled
Grass Bag Capacity:	60ltr	60ltr	60ltr	60ltr
Cam Lock Levers:	✓	✓	✓	✓
Weight:	28kg	28.5kg	28.5kg	29kg

			
	RM46C	RM46SPC	RM46SPCE
Engine:	Cobra DG450 OHV	Cobra DG450 OHV	Cobra DG450 OHV with Electric Start
Cutting Width:	46cm / 18"	46cm / 18"	46cm / 18"
Cutting Height:	17 - 75mm 6 Stage	17 - 75mm 6 Stage	17 - 75mm 6 Stage
Rear Roller:	✓	✓	✓
Drive Type:	Hand Propelled	Self Propelled	Self Propelled
Grass Bag Capacity:	60ltr	60ltr	60ltr
Cam Lock Levers:	✓	✓	✓
Weight:	34kg	37kg	40kg

			 NEW FOR 2015	
	RM46B	RM46SPB	RM46SPBR	RM46SPH
Engine:	B&S 500E Series	B&S 500E Series	B&S 575EX Series Ready Start	Honda GCV140
Cutting Width:	46cm / 18"	46cm / 18"	46cm / 18"	46cm / 18"
Cutting Height:	17 - 75mm 6 Stage	17 - 75mm 6 Stage	17 - 75mm 6 Stage	17 - 75mm 6 Stage
Rear Roller:	✓	✓	✓	✓
Drive Type:	Hand Propelled	Self Propelled	Self Propelled	Self Propelled
Grass Bag Capacity:	60ltr	60ltr	60ltr	60ltr
Cam Lock Levers:	✓	✓	✓	✓
Weight:	30kg	32kg	32kg	32kg

COBRA Professional

Robust Lawnmowers for professional use

The Cobra Professional Range of petrol Lawnmowers are powered by Honda and Kawasaki engines. The 7 models in the range come in either 4 wheeled or rear roller options and are suitable for both the professional and domestic user. Cast Aluminium Decks, Blade Brake Clutch, Shaft Drive and Fan Assisted Collection are just a few of the features you can expect from Cobra Professional Lawnmowers.



Professional Range Highlights



Cast Aluminium Deck

The Cobra Professional Range all have a hard wearing, Cast Aluminium Deck which is the popular choice for both professional and domestic users alike. The Aluminium Deck has many other benefits as well as its durability, which include being less susceptible to corrosion, easy to clean and a longer working life.



Steel Rear Roller

Selected Professional Lawnmowers are equipped with a heavy steel rear roller which will create a traditional striped finish. The split differential drive prevents slipping on damp ground and ensures the lawn won't be scalped whilst turning.



Powerful Engines

The Cobra Professional Range of Lawnmowers are powered by Honda and Kawasaki engines incorporating the latest engine design technology. This ensures the optimal torque and efficiency, resulting in lower emissions. Ideal for Cobra Lawnmowers, these easy starting engines pack a punch.



Hi-Speed Gearbox

The Hi-Speed specification gearbox has a 13% increase in travel speed compared to regular self propelled models. This feature is only available on the RM53SPH-PRO professional rear roller machine.



Shaft Driven

The Cobra Professional Range of Lawnmowers are shaft driven rather than the more traditional belt or chain drive, so they will cope easily with long periods of intensive use in the most challenging conditions.



Steel Deck Liner

The reinforced steel deck liner increases the life of the deck by protecting and strengthening the underside of your Lawnmower. Cobra Professional Lawnmowers are built to withstand the most demanding commercial applications.



COMING SOON
POWERED BY
SUBARU

Kawasaki



Kawasaki FJ151

This 4-stroke engine produces consistently strong power delivery, whilst achieving reduced fuel consumption.



2-Speed Shaft Driven

Shaft driven so it will cope easily with long periods of intensive use in the most challenging conditions.



Blade Brake Clutch

Cobra's Blade Brake Clutch System allows you to stop the blades while the engine keeps running.

COBRA M48SPK

19" Petrol Powered Lawnmower

The Cobra M48SPK petrol Lawnmower is powered by a Kawasaki FJ151 engine, has a 19" cutting width and is built for the demands of the domestic and professional gardener.

Specification

- Kawasaki FJ151 Engine
- 48cm / 19" Cutting Width
- 16 - 76mm 7 Stage Adjustment
- Blade Brake Clutch
- Self Propelled / 2 Speed
- 70ltr Grass Bag Capacity
- Weighs 47kg
- Shaft Driven

19" CUTTING WIDTH	16-76mm CUTTING HEIGHTS	70ltr BAG CAPACITY	47kg WEIGHT
----------------------	----------------------------	-----------------------	----------------



POWERED by
HONDA



Honda GXV160

Professionals rely on the GXV160 to deliver reliable, easy starting, fuel efficient performance.



2-Speed Shaft Driven

For increased control over your grass cutting, the Cobra M53SPH Lawnmower has a 2-speed gearbox.



Blade Brake Clutch

Blade Brake Clutch System stops the blades from turning, but keeps the engine running.

COBRA M53SPH

21" Petrol Powered Lawnmower

Powered by a 2 Speed Honda GXV160 engine, the Cobra M53SPH petrol Lawnmower has a 21" cutting width and is built for the demands of the domestic and professional gardener.

Specification

- Honda GXV160 Engine
- 53cm / 21" Cutting Width
- 16 - 76mm 7 Stage Adjustment
- Blade Brake Clutch
- Self Propelled / 2 Speed
- 75ltr Grass Bag Capacity
- Weighs 54kg
- Shaft Driven

21" CUTTING WIDTH	16-76mm CUTTING HEIGHTS	75ltr BAG CAPACITY	54kg WEIGHT
----------------------	----------------------------	-----------------------	----------------



COBRA M53SPH-PRO

Professional 21" Petrol Powered Lawnmower

The Cobra M53SPH-PRO petrol Lawnmower is powered by a Honda GXV160 engine, has a 21" cutting width and is built for the demands of the domestic and professional gardener.

Specification

- Honda GXV160 Engine
- 53cm / 21" Cutting Width
- 16 - 76mm 7 Stage Adjustment
- Blade Brake Clutch
- Self Propelled / 2 Speed
- 75ltr Grass Bag Capacity
- Weighs 62kg
- Front Protection Bar

21" CUTTING WIDTH	16-76mm CUTTING HEIGHTS	75ltr BAG CAPACITY	62kg WEIGHT
----------------------	----------------------------	-----------------------	----------------



1
Year Warranty
COBRA
Professional Use

2
Year Warranty
COBRA
Domestic Use



Honda GXV160 Engine

Professionals rely on the GXV160 to deliver reliable, easy starting, fuel efficient performance, day in and day out. The GXV160 petrol engine offers a quiet, yet powerful and lightweight combination.



Hydrostatic Drive

The Cobra M53HST-PRO comes with a hydrostatic drive system. Unlike gear transmissions, the hydrostatic drive provides a continuous power curve without peaks and troughs, and can increase available torque without shifting gears.



Steel Deck Liner

The reinforced steel deck liner increases the life of your deck by protecting and strengthening the underside of your Lawnmower. Cobra Professional Lawnmowers are built to withstand the most demanding commercial applications.

COBRA M53HST-PRO

21" Petrol Lawnmower / Hydrostatic Drive

The Cobra M53HST-PRO petrol Lawnmower is powered by a Honda GXV160 engine, has a hydrostatic gearbox, a 21" cutting width and is built for the demands of the domestic and professional gardener.



1
Year Warranty
COBRA
Professional Use

2
Year Warranty
COBRA
Domestic Use

Specification

- Honda GXV160 Engine
- 53cm / 21" Cutting Width
- 16 - 76mm 7 Stage Adjustment
- Blade Brake Clutch
- Hydrostatic Gearbox
- 75ltr Grass Bag Capacity
- Weighs 62kg
- Front Protection Bar

21" CUTTING WIDTH	16-76mm CUTTING HEIGHTS	75ltr BAG CAPACITY	62kg WEIGHT
----------------------	----------------------------	-----------------------	----------------



Honda GXV160

Professionals rely on the GXV160 to deliver reliable, easy starting, fuel efficient performance.



2-Speed Shaft Driven

Shaft driven so it will cope easily with long periods of intensive use in the most challenging conditions.



Blade Brake Clutch

Cobra's Blade Brake Clutch System allows you to stop the blades while the engine keeps running.



1
Year Warranty
COBRA
Professional Use

2
Year Warranty
COBRA
Domestic Use




Kawasaki FJ151

The 4-stroke engine produces consistently strong power delivery, whilst achieving reduced fuel consumption.



Steel Rear Roller

The RM48SPK is equipped with a heavy steel rear roller which will create a traditional striped finish.



Blade Brake Clutch

Blade Brake Clutch System stops the blades from turning, but keeps the engine running.

COBRA RM48SPK

19" Petrol Powered Rear Roller Lawnmower

Built for the demands of the domestic and professional gardener, the Cobra RM48SPK petrol rear roller Lawnmower is powered by a Kawasaki FJ151 engine and has a 19" cutting width.

Specification

- Kawasaki FJ151 Engine
- 48cm / 19" Cutting Width
- 13 - 59mm 7 Stage Adjustment
- Rear Roller
- Self Propelled
- 70ltr Grass Bag Capacity
- Blade Brake Clutch
- Shaft Driven

19" CUTTING WIDTH	13-59mm CUTTING HEIGHTS	70ltr BAG CAPACITY	48kg WEIGHT
----------------------	----------------------------	-----------------------	----------------

COBRA RM53SPH-PRO

Professional 21” Petrol Rear Roller Mower

The Cobra RM53SPH-PRO petrol Lawnmower with Hi-Speed gearbox is powered by a Honda GXV160 engine. It has a 21” cutting width and is built for the demands of the domestic and professional gardener.



Specification

- Honda GXV160 Engine
- Self Propelled
- 53cm / 21” Cutting Width
- 75ltr Grass Bag Capacity
- 13 - 59mm 7 Stage Adjustment
- Blade Brake Clutch
- Rear Roller
- Hi-Speed Gearbox

21”
CUTTING WIDTH

13-59mm
CUTTING HEIGHTS

75ltr
BAG CAPACITY

62kg
WEIGHT



Honda GXV160 Engine

Professionals rely on the GXV160 to deliver reliable, easy starting, fuel efficient performance, day in and day out. The GXV160 petrol engine offers a quiet, yet powerful and lightweight combination.



Hi-Speed Gearbox

The Hi-Speed specification gearbox has a 13% increase in travel speed compared to regular self propelled models. This feature is only available on this professional rear roller model.



Steel Rear Roller

The RM53SPH-PRO is equipped with a heavy steel rear roller which will create a traditional striped finish.

COBRA RM53SPH

Professional 21” Petrol Rear Roller Mower

The Cobra RM53SPH petrol rear roller Lawnmower is powered by a Honda GXV160 engine, has a 21” cutting width and is built for the demands of the domestic and professional gardener.

Specification

- Honda GXV160 Engine
- Self Propelled
- 53cm / 21” Cutting Width
- 75ltr Grass Bag Capacity
- 13 - 59mm 7 Stage Adjustment
- Blade Brake Clutch
- Rear Roller
- Shaft Driven

21”
CUTTING WIDTH




13-59mm
CUTTING HEIGHTS

75ltr
BAG CAPACITY

56kg
WEIGHT

Professional Range Overview

	<div>COMING SOON POWERED BY SUBARU</div> 			
	M48SPK	M53SPH	M53SPH-PRO	M53HST-PRO
Engine:	Kawasaki FJ151	Honda GXV160	Honda GXV160	Honda GXV160
Cutting Width:	48cm / 19”	53cm / 21”	53cm / 21”	53cm / 21”
Cutting Height:	16 - 76mm 7 Stage	16 - 76mm 7 Stage	16 - 76mm 7 Stage	16 - 76mm 7 Stage
Rear Roller:	X	X	X	X
Drive Type:	Self Propelled / 2 Speed	Self Propelled / 2 Speed	Self Propelled / 2 Speed	Hydrostatic Gearbox
Grass Bag Capacity:	70ltr	75ltr	75ltr	75ltr
Blade Brake Clutch:	✓	✓	✓	✓
Front Protection Bar:	X	X	✓	✓
Thicker Gauge Handlebars:	X	X	✓	✓
Reinforced Deck Liner:	X	X	✓	✓
Fan Assisted Collection:	✓	✓	✓	✓
Shaft Driven:	✓	✓	✓	✓
Hi-Speed Gearbox:	X	X	X	X
Cast Aluminium Deck:	✓	✓	✓	✓
Weight:	47kg	54kg	62kg	62kg

	<div>COMING SOON POWERED BY SUBARU</div> 		
	RM48SPK	RM53SPH	RM53SPH-PRO
Engine:	Kawasaki FJ151	Honda GXV160	Honda GXV160
Cutting Width:	48cm / 19”	53cm / 21”	53cm / 21”
Cutting Height:	13 - 59mm 7 Stage	13 - 59mm 7 Stage	13 - 59mm 7 Stage
Rear Roller:	✓	✓	✓
Drive Type:	Self Propelled	Self Propelled	Self Propelled
Grass Bag Capacity:	70ltr	75ltr	75ltr
Blade Brake Clutch:	✓	✓	✓
Front Protection Bar:	X	X	✓
Thicker Gauge Handlebars:	X	X	✓
Reinforced Deck Liner:	X	X	✓
Fan Assisted Collection:	✓	✓	✓
Shaft Driven:	✓	✓	✓
Hi-Speed Gearbox:	X	X	✓
Cast Aluminium Deck:	✓	✓	✓
Weight:	48kg	56kg	62kg

COBRA Petrol Handheld

Petrol Powered Handheld Cobra Products

The Cobra range of handheld petrol products are powered by Kawasaki and Cobra engines to give even more power at your fingertips. The range includes 9 petrol Brushcutters with loop and bike type handles, a 4-in-1 Multi-Tool system, a 5-in-1 Multi-Tool system, a Long Reach Hedgecutter, a Grass Trimmer, 4 Chainsaws and a Blower / Vac.

Petrol Handheld Range Highlights



Articulating Cutter Head

The Hedgecutter cutting head can be articulated to suit whichever cutting angle you wish to use. Once the head is locked into place it can be rotated through 180°, giving greater versatility when cutting and trimming your hedges. Available on the LRH270K and MT270K.



Bike Handle Brushcutters

Selected Cobra Brushcutters are equipped with a straight shaft and bike handle for increased operator comfort, balance and control. With ergonomic handlebars (their position can be set by loosening one wing nut without any tools) these models are ideal for tackling more time consuming, larger jobs.



Walbro Carburettors

All Cobra petrol Chainsaws are fitted as standard with Walbro carburettors. Walbro is the world's largest manufacturer of carburettors and a major manufacturer of ignition systems, fuel injection and air/fuel management components for engines.



Loop Handle Brushcutters

Selected Cobra Brushcutters are equipped with a straight shaft and loop handle for increased operator feel and manoeuvrability. When this is combined with the included harness, these Cobra Brushcutter models are ideal for tackling large, demanding tasks.



5-in-1 Multi-Tool

The Cobra MT270K 5-in-1 Multi-Tool is powered by a 26.3cc Kawasaki engine. It includes 4 quality attachments - Grass Trimmer, Brushcutter, Pole Pruner and Long Reach Hedgecutter. All this comes together with an extension shaft for increasing the reach of the Multi-Tool attachments.



Oregon Bar & Chains

All Cobra petrol Chainsaws are fitted with Oregon bar and chains, the world's leading manufacturer and marketer of cutting chain and guide bars for chainsaws. Known for its innovative spirit, the company focuses on manufacturing products that offer a superior competitive advantage.



COBRA MT270K

5-in-1 Petrol Multi-Tool System

The Cobra MT270K 5-in-1 Multi-Tool is powered by a 26.3cc Kawasaki engine. It includes 4 quality attachments - Grass Trimmer, Brushcutter, Pole Pruner and Long Reach Hedgecutter together with an extension shaft for increased reach.

Specification

- Kawasaki TJ27E - 2-Stroke
- 0.77kW Max. Power
- Grass Trimmer (75cm Shaft)
- Brushcutting Tri-Blade
- Pole Pruner (72cm Shaft) (30cm Bar)
- Hedgecutter (72cm Shaft) (65cm Blade)
- Extension Shaft (80cm Shaft)
- Single Shoulder Harness

26.3cc
ENGINE

0.77kW
MAX. POWER

Kawasaki



COBRA MT250C

4-in-1 Petrol Multi-Tool System

The Cobra MT250C 4-in-1 Multi-Tool is powered by a 25cc engine. It includes 4 quality attachments - Grass Trimmer, Brushcutter, Pole Pruner and Articulating Long Reach Hedgetrimmer.

Specification

- 25cc Cobra Engine
 - Grass Trimmer (72cm Shaft)
 - Brushcutting Tri-Blade
 - Pole Pruner (72cm Shaft) (30cm Bar)
- Hedgetrimmer (72cm Shaft) (43cm Blade)
 - Single Shoulder Harness
 - Optional Extension Shaft Available

25cc
ENGINE

4
in-1

Expertly Powered By
COBRA

2
Year Warranty
COBRA
Domestic Use



Hedgetrimmer Attachment (Articulating)



Pole Pruner Attachment



Brushcutter Attachment (Metal Blade)



Brushcutter Attachment (Nylon Head)



Cobra Powered

Cobra engines provide faster acceleration, more power, added torque and increased fuel efficiency.



Loop Handle

Cobra Brushcutters with loop handle for increased operator feel and manoeuvrability.



Ergonomic Controls

Makes operator use more comfortable and using your Cobra Brushcutter as safe as possible.



COBRA Petrol Chainsaw Range

NEW Petrol Powered Chainsaws from Cobra

Cobra petrol Chainsaws are built to tackle the most demanding jobs. Ranging in bar lengths from 35-50cm whether you're pruning or cutting firewood, Cobra petrol Chainsaws are up to the job.

Specification

- Cobra Engines
 - 42cc - 62cc
 - 35cm - 50cm Bar Lengths
 - Safety Chain Brake
- Oregon Chain
 - Oregon Bar
 - Walbro Carburettor
 - Comfort Controls

35-50cm
BAR LENGTHS

Expertly Powered By
COBRA

OREGON

WALBRO



2
Year Warranty
COBRA
Domestic Use

Kawasaki

2
Year Warranty
COBRA
Domestic Use

COBRA LRH270K

26.3cc Petrol Long Reach Hedgecutter

The Cobra LRH270K petrol Long Reach Hedgecutter is built to tackle the most awkward jobs. With an articulating head and tooth spacing of 30mm, the LRH270K will make light work of long and tall hedges.

Specification

- Kawasaki TJ27E 2-Stroke Engine
 - 26.3cc Displacement
 - 0.77kW Max. Power
 - 62cm Double Sided Blade
- 30mm Tooth Spacing
 - Overall Length 251cm
 - Loop Handle
 - Single Shoulder Harness

26.3cc
ENGINE

62cm
BLADE LENGTH

30mm
TOOTH SPACING

6kg
WEIGHT



Petrol Chainsaw Range Overview

	<div>NEW FOR 2015</div> 	<div>NEW FOR 2015</div> 	<div>NEW FOR 2015</div> 	<div>NEW FOR 2015</div> 
	CS420-14	CS420-16	CS520-18	CS620-20
Engine:	42cc Cobra	42cc Cobra	52cc Cobra	62cc Cobra
Engine Type:	Air Cooled, 2-Stroke	Air Cooled, 2-Stroke	Air Cooled, 2-Stroke	Air Cooled, 2-Stroke
Chain / Bar Length:	35cm / 14"	40cm / 16"	45cm / 18"	50cm / 20"
Bar / Chain:	Oregon Bar / Chain	Oregon Bar / Chain	Oregon Bar / Chain	Oregon Bar / Chain
Safety Chain Brake:	✓	✓	✓	✓
Comfort Controls:	✓	✓	✓	✓
Walbro Carburettor:	✓	✓	✓	✓

COBRA GT260C

26cc Bent Shaft Grass Trimmer

The Cobra GT260C is built to tackle domestic gardening tasks. Powered by a 26cc Cobra engine and incorporating a bent shaft, the GT260C will help to make light work of the most hard to reach areas.

Specification

- Cobra Engine
- 26cc
- 0.77kW Max Power
- Nylon Head
- Loop Handle
- Bent Shaft
- Single Shoulder Harness
- Weighs 4.8kg



26cc
ENGINE

0.77kW
MAX. POWER

4.8kg
WEIGHT

Expertly Powered By
COBRA



Cobra Powered

Cobra engines provide faster acceleration, more power, added torque and increased fuel efficiency.



Loop Handle

Cobra GT260C Grass Trimmer has a loop handle for increased operator feel and manoeuvrability.



Bent Shaft

GT260C Grass Trimmer has a bent shaft which will help to make light work of the most hard to reach areas.



COBRA Brushcutters

Cobra Powered with Loop Handles

The Cobra BC260C & BC330C are extremely robust Brushcutters with loop handles. Their powerful 26cc & 33cc 2-stroke engine provides faster acceleration, more power and increased fuel efficiency.

Specification

- Cobra Engines
- 26cc - 33cc
- 0.77kW Max Power
- Nylon Head
- Metal Tri-Blade
- 0.5ltr Fuel Tank Capacities
- Loop Handles
- Single Shoulder Harness

26cc - 33cc
ENGINE

0.77kW
MAX. POWER

5kg
WEIGHT

Expertly Powered By
COBRA



Cobra Powered

Cobra engines provide faster acceleration, more power, added torque and increased fuel efficiency.



Loop Handle

Cobra Brushcutters with loop handle for increased operator feel and manoeuvrability.



Metal Tri-Blade

Makes clearing larger areas of brambles, shrubs and saplings even easier.



Kawasaki Brushcutters

Kawasaki Powered Cobra Brushcutters

Cobra Brushcutters are extremely robust with bike or loop type handles. They are powered by Kawasaki engines ranging between 26.3cc-53cc.

Specification

- Kawasaki 2-Stroke Engines
- 26.3cc - 53cc
- 0.77kW - 2.0kW Max. Power
- Nylon Head
- Metal Tri-Blade
- 0.5 - 1.1ltr Fuel Tank Capacities
- Bike / Loop Handles
- Single / Double Shoulder Harness

26.3cc - 53cc
ENGINE

0.77kW - 2.0kW
MAXIMUM POWER

5-6kg
WEIGHT



Kawasaki Powered

Kawasaki engines provide faster acceleration, more power, added torque and increased fuel efficiency.




Loop Handle

Cobra Brushcutters with loop handle for increased operator feel and manoeuvrability.



Bike Handle

Cobra Brushcutters with bike handle for superior operator comfort, balance and control.



Metal Tri-Blade

Makes clearing larger areas of brambles, shrubs and saplings even easier.



Nylon Head

Complete with a tap 'n' go double line cutting head for mowing and thinning.





Ergonomic Controls

Makes operator use more comfortable and using your Cobra Brushcutter as safe as possible.



Brushcutter Range Overview

Expertly Powered By
COBRA

	 BC260C	 BC330C
Engine:	26cc Cobra	33cc Cobra
Engine Type:	Air Cooled, 2-Stroke	Air Cooled, 2-Stroke
Max. Power:	0.77kW	0.77kW
Nylon Head & Metal Tri-Blade:	✓	✓
Fuel Tank Capacity:	0.6ltr	0.8ltr
Harness:	Single Shoulder	Single Shoulder
Handle:	Loop	Loop
Weight:	6kg	6kg

Kawasaki

	 BC270KB	 BC350KB	 BC450KB
Engine:	26.3cc Kawasaki TJ27E	35cc Kawasaki TJ35E	45cc Kawasaki TJ45E
Engine Type:	Air Cooled, 2-Stroke	Air Cooled, 2-Stroke	Air Cooled, 2-Stroke
Max. Power:	0.77kW	1.03kW	1.42kW
Nylon Head & Metal Tri-Blade:	✓	✓	✓
Fuel Tank Capacity:	0.5ltr	0.7ltr	0.9ltr
Harness:	Single Shoulder	Single Shoulder	Single Shoulder
Handle:	Loop	Loop	Loop
Weight:	5kg	5kg	5kg

Kawasaki

	 BC270K	 BC350K	 BC450K	 BC530K
Engine:	26.3cc Kawasaki TJ27E	35cc Kawasaki TJ35E	45cc Kawasaki TJ45E	53cc Kawasaki TJ53E
Engine Type:	Air Cooled, 2-Stroke	Air Cooled, 2-Stroke	Air Cooled, 2-Stroke	Air Cooled, 2-Stroke
Max. Power:	0.77kW	1.03kW	1.42kW	2.0kW
Nylon Head & Metal Tri-Blade:	✓	✓	✓	✓
Fuel Tank Capacity:	0.5ltr	0.7ltr	0.9ltr	1.1ltr
Harness:	Double Shoulder	Double Shoulder	Double Shoulder	Double Shoulder
Handle:	Bike	Bike	Bike	Bike
Weight:	6kg	6kg	6kg	6kg



COBRA BV26C

NEW 26cc Petrol Blower / Vac

This lightweight but powerful 26cc Blower / Vac is ideal for medium to large areas. Complete with a Cobra easy starting engine and high performance mulching capabilities.

Specification

- Cobra Engine
 - 26cc Displacement
 - 2 Stroke
 - Ergonomic Comfort Controls
- Recoil Pull Start
 - Converts from Blow to Vac
 - Mulching 10:1
 - Weighs 5kg

26cc
ENGINE

Blow & Vac
FUNCTIONS

10:1
MULCHING RATIO

5kg
WEIGHT

Expertly Powered By
COBRA



Large Capacity Bag

Equipped with a large fabric bag, ideal for collecting large amounts of debris from your garden.



Ergonomically Positioned Controls

The ergonomically positioned controls not only make operator use more comfortable, but more importantly, make using Cobra petrol Blower / Vac as safe as possible.



Easily Converts Blow to Vac

The lightweight Cobra BV26C petrol Blower / Vac has been designed to make clearing your garden a simple and effortless task.

COBRA Electric Handheld

Feel the power of Cobra electric handheld garden tools

Cobra have an extensive range of powerful handheld electric products to make maintaining gardens even easier. The range includes 3 Chainsaws with Oregon bar and chains, 2 Hedgecutters, 1 Blower / Vac, 1 Line Trimmer, 1 Quiet Shredder together with a Long Reach Pruner, Hedgecutter and 2 Saw Horses.

Electric Handheld Highlights



Rotating Handle

The ergonomically positioned controls not only make operator use more comfortable but combined with the rotating back handle, easier to cut at a variety of angles with comfort and control. Available on H60E Hedgetrimmer.



Double Sided Blades

Double sided blades are more suitable for shaping, as you can alter the direction of the cut without moving around as much and with its extra versatility. Available on H55E and H60E Hedgetrimmers and LRH40E Long Reach Hedgetrimmer.



Articulating Cutting Head

The cutting head articulates through 90°, giving greater versatility when cutting and trimming your hedges. By simply pressing and holding the button on the top of the machine the head is released and can be adjusted to suit which ever cutting angle you wish to use. Available on LRH40E Long Reach Hedgetrimmer.



Extending Shafts

Cobra electric Long Reach Hedgecutter and Pole Pruner have extending shafts for reaching the hard to get to areas around the garden. The machines will extend to a maximum 1.8m and 2.7m respectively.



Oregon Bar & Chains

Cobra's Pole Pruner and Chainsaws are fitted with Oregon bar and chains, the world's leading manufacturer and marketer of cutting chain and guide bars for Chainsaws. Known for its innovative spirit, the company focuses on manufacturing products that offer a superior competitive advantage and so fits perfectly with Cobra.



Quick Change Blow to Vac

The lightweight Cobra BV2600 electric Blower Vac has been designed to make clearing your garden a simple and effortless task. The ergonomically positioned 'quick exchange' lever means you can convert from collect to blow in an instant.

COBRA H55E

55cm Cutting Length Electric Hedgetrimmer

The Cobra H55E 600W electric Hedgetrimmer is built to tackle the most demanding jobs with its 55cm double sided blade. With a tooth spacing of 20mm the H55E will make light work of domestic hedges.

Specification

- 600W Rated Power
- 230V-50Hz Rated Voltage
- 21" / 55cm Blade Length
- 20mm Cutting Diameter
- Electrical Brake
- LED Indicator
- Comfort Handle
- 10m Cable Length

600_w
MOTOR

21"
BLADE LENGTH

10_m
CABLE

3_{kg}
WEIGHT



Double Sided Blade

Ideal for shaping, as you can alter the direction of the cut without the need for excessive movement.



Powerful 600W Motor

The Cobra H55E Hedgecutter is powered by a robust 600W motor for efficient cutting.



Ergonomic Controls

The ergonomically positioned controls make operator use more comfortable and safer.



COBRA H60E

60cm Cutting Length Electric Hedgetrimmer

The Cobra H60E 710W electric Hedgetrimmer is built to tackle the most demanding jobs with its 60cm double sided blade. With a tooth spacing of 24mm the H60E will make light work of domestic hedges.

Specification

- 710W Rated Power
- 230V-50Hz Rated Voltage
- 24" / 60cm Blade Length
- 24mm Cutting Diameter
- Mechanical Brake
- LED Indicator
- Rotary Handle
- 10m Cable Length

710_w
MOTOR

24"
BLADE LENGTH

10_m
CABLE

3.5_{kg}
WEIGHT



Double Sided Blade

Ideal for shaping, as you can alter the direction of the cut without the need for excessive movement.



Rotating Handle

The rotating back handle makes it even easier to cut at a variety of angles with comfort and control.



Powerful 710W Motor

The Cobra H60E Hedgecutter is powered by a robust 710W motor for efficient cutting.





COBRA GT600E

NEW Powerful 600W Grass Trimmer

The Cobra GT600E is a high performance electric Trimmer. It has a powerful 600W efficient motor, a 30cm cutting width and has a rotating head for easily trimming lawn edges.

Specification

- 30cm Cutting Width
- 600W Motor 230V-50Hz
- Tap & Go Dual Line Feed
- Telescopic Height Adjuster
- 10m Cable Length
- 90° Lawn Edging
- 1.5mm Twisted Line
- Plant Protection Guard

600_w
MOTOR

30_{cm}
CUTTING WIDTH

1.5_{mm}
TWISTED LINE

90°
LAWN EDGING

Plant
PROTECTION

COBRA LRH40E

Electric Powered Long Reach Hedgecutter

The Cobra LRH40E 500W electric Long Reach Hedgecutter is built to tackle the most awkward jobs. With an articulating head and tooth spacing of 20mm, the LRH40E will make light work of long and tall hedges.

Specification

- 500W Rated Power
- 230V-50Hz Rated Voltage
- 3300/min No-Load Speed
- 16" / 40cm Blade Length
- 143cm Tube Length Without Blade
- 42cm Extension Length
- 185cm Max. Length
- 10m Cable Length

500_w
MOTOR

16"
BLADE LENGTH

10_m
CABLE

4_{kg}
WEIGHT



16" Double Sided Blade

The LRH40E Long Reach Hedgecutter from Cobra comes with a 16" double sided cutting blade, with a large 20mm tooth spacing. Double sided blades are more suitable for shaping, as you can alter the direction of the cut.



Easy Extending Shaft

Cobra LRH40E electric Long Reach Hedgecutter has an extending shaft for reaching the hard to get to areas around the garden. The machine will extend to a maximum 1.8m.

Articulating Head

The cutting head articulates through 90°, giving greater versatility when cutting and trimming your hedges. By simply pressing and holding the button on the top of the machine the head is released and can be adjusted to suit which ever cutting angle you wish to use.

COBRA Electric Chainsaw Range

Electric Powered Chainsaws from Cobra

Cobra electric Chainsaws are built to tackle the most demanding jobs. Ranging in bar lengths from 35-45cm whether you're pruning or cutting firewood, their Oregon bar and chain is up to the job.

Specification

- 1800W - 2400W Rated Power
- 230V-50Hz Rated Voltage
- 35cm - 45cm Bar Lengths
- 13.5m/s Chain Speed
- Oregon Bar / Chain
- Over-Load Protection
- 10m Cable Length
- 5kg Weight

600-2400_w
MOTORS

35-45_{cm}
BAR LENGTHS

10_m
CABLE

5_{kg}
WEIGHT



	CS35E	CS40E	CS45E
Motor Rated Power:	1800W	2000W	2400W
Rated Voltage:	230V-50Hz	230V-50Hz	230V-50Hz
Chain / Bar Length:	35cm / 14"	40cm / 16"	45cm / 18"
Chain Speed:	13.5m/s	13.5m/s	13.5m/s
Bar / Chain:	Oregon Bar / Chain, Low Kickback	Oregon Bar / Chain, Low Kickback	Oregon Bar / Chain, Low Kickback
Protection:	Over-Load Protection	Over-Load Protection	Over-Load Protection
Cable:	10m	10m	10m
Weight:	5kg	5kg	5kg



Oregon Bar & Chain

Cobra's Chainsaws are fitted with Oregon bar and chains, the world's leading manufacturer and marketer of cutting chain and guide bars for Chainsaws.



Quick Chain Tensioning

Quick Chain Tensioning eliminates the need for any tools for tightening the chain. Just a quick rotation of the tensioning wheel and you'll be back in action without any down time.





COBRA QS2500

NEW Powerful 2500W Quiet Shredder

The QS2500 Quiet drum Shredder is powered by a powerful 2500W electric motor and is ideal for shredding garden waste up to 40mm in diameter. Supplied with a practical plunger for increased throughput on heavier loads.

Specification

- 2500W Electric Motor
- Drum Gear Shredding System
- Integral 50ltr Collection Box
- Large 40mm Cutting Capacity
- 10m Cable Length
- Transport Wheels
- Auto-Feed Function
- Includes Plunger

2500w
MOTOR

Drum
SHREDDING

50ltr
COLLECTION BOX

40mm
CUT CAPACITY

10m
CABLE LENGTH

COBRA LSH

NEW Foldable / Steel Saw Horse

The Cobra LSH Saw Horse is constructed of robust steel and has serrated jaws which hold logs firmly in place whilst you saw to the right size. The LSH can also be folded for easy, small space storage.

Specification

- Robust Steel Construction
- Foldable
- 81cm x 81cm x 82cm
- Convenient Storage
- Weighs 6kg

Folds
FLAT

Serrated
JAWS

Steel
CONSTRUCTION

6kg
WEIGHT



COBRA LSHCH

NEW Saw Horse with Chainsaw Holder

The Cobra LSHCH Saw Horse is constructed of robust steel and comes with a Chainsaw holder and measuring rod. The LSHCH has flexible feet and can be folded flat for easy, small space storage.

Specification

- Robust Steel Construction
- Foldable
- Chainsaw Holder
- Chain Guard
- Measuring Rod
- 74cm x 74cm x 76cm
- Weighs 12kg

Folds
FLAT

Chainsaw
HOLDER

Steel
CONSTRUCTION

12kg
WEIGHT

COBRA P20E

750W Electric Powered Pole Pruner

The Cobra P20E 750W electric Pole Pruner is built to tackle the most awkward jobs. When you're pruning hard to reach areas, the P20E with its 8" Oregon bar and chain is up to the job.

Specification

- 750W Rated Power
- 230V-50Hz Rated Voltage
- 20cm / 8" Bar Length
- 165cm Total Length Without Bar
- 87cm Extension Length
- 2.7m Max. Length
- 10m Cable Length
- Ergonomically Positioned Controls

750w
MOTOR

20cm
BAR LENGTH

2.7m
MAX. LENGTH

10m
CABLE

3kg
WEIGHT



Oregon Bar & Chain

The P20E is fitted with an Oregon bar and chain, the world's leading manufacturer and marketer of cutting chain and guide bars.



Extending Shaft

Cobra P20E electric Pole Pruner has an extending shaft for reaching the hard to get to areas around the garden. The machine will extend to a maximum 2.7m.



Ergonomic Controls

The ergonomically positioned controls not only make operator use more comfortable, but more importantly, make using the Cobra P20E Pole Pruner safe.

COBRA BV2600

Electric Powered Blower Vacuum

The Cobra BV2600 electric Blower Vacuum has the added features of a power mulching system and a large 45ltr collection bag. This model has a high 270km/h airspeed and quick change blow to vac.

Specification

- 2600W Rated Power
- 230V-50Hz Rated Voltage
- 15000/min No-Load Speed
- 270km/h Wind Speed
- 10:1 Mulching Ratio
- 45ltr Dust Bag Capacity
- 10m Cable Length
- Quick Change Blow to Vac

2600w
MOTOR

10:1
MULCHING RATIO

45ltr
BAG CAPACITY

10m
CABLE

4kg
WEIGHT



Quick Blow to Vac

The ergonomically positioned 'quick exchange' lever means you can convert from collect to blow in an instant.



Front Roller Wheel

The front roller wheel increases the BV2600 Blower Vacs manoeuvrability and provides operator support.



Large Capacity Bag

Equipped with a 45ltr fabric grass bag, ideal for collecting large amounts of debris from your garden.



COBRA Lawncare Range

Maintaining gardens with comfort and style

Cobra has a range of petrol and electric tools for maintaining lawns and gardens. The range is made up of 2 petrol Cultivators which are powered by powerful Briggs and Stratton engines, 2 electric lawn Scarifiers with both aerating and raking options, 2 petrol lawn Scarifiers, 6 Hand Carts, 2 Spreaders, 2 Sack Trolleys and a Garden Roller.

Lawncare Range Highlights



Powerful Engines

The Cobra petrol Scarifiers and Cultivators are powered by Briggs & Stratton and Honda engines incorporating the latest engine design technology. This ensures the optimal torque and efficiency, resulting in lower emissions.




Tipping Function

The Cobra GCT200P Garden Cart with its 200kg capacity is equipped with a tipping function to help you unload. Whether the job is getting rid of garden refuse, hauling firewood, moving sand or dumping gravel Cobra Carts will undertake tasks safely.



Scraper Bar

The Cobra LR40 Garden Roller is fitted with a scraper bar which prevents debris from building up on the rolling surface of the drum. The roller can be filled either with sand to give it a weight of 120kg, or with water to give a weight of 72kg.



16 Fixed Steel Blades

The Cobra petrol Scarifiers both come equipped with 16 fixed steel blades.



Heavy Duty Poly Hopper

Whether you are seeding, weeding or feeding your lawn, Cobra Spreaders are the tool for the job. The hopper is constructed from heavy duty, poly plastic and as such, is resistant to corrosion giving your Cobra spreader an even longer life.



Pneumatic Tyres

The Cobra Sack Trolleys come equipped with pneumatic tyres. Pneumatic tyres are made from two parts, the outer part is made from tough rubber with tyre treads and the second part is an inner tube filled with air placed inside the outer piece.



COBRA T40B

16" Petrol Powered Cultivator

With exceptional performance and style, the Cobra T40B Cultivator is powered by a Briggs & Stratton 500E series engine has a tilling width of 16" and 4 high quality steel tines.

Specification

- | | |
|----------------------------|-------------------------------------|
| ■ B&S 500E Series Engine | ■ 280mm Blade Diameter |
| ■ 140cc Displacement | ■ 250mm Tilling Depth |
| ■ 40cm / 16" Tilling Width | ■ 4 Steel Tines |
| ■ 3600min-1 Rated Speed | ■ Ergonomically Positioned Controls |

140cc ENGINE	16" TILLING WIDTH	250mm TILLING DEPTH	30kg WEIGHT
-----------------	----------------------	------------------------	----------------



COBRA T60RB

24" Petrol Powered Cultivator

The Cobra T60RB Cultivator is powered by a Briggs & Stratton 850E Series engine, has a tilling width of 24" and 6 high quality steel blades. The T60RB also has a reverse gear and crop protectors.

Specification

- | | |
|----------------------------|------------------------|
| ■ B&S 850E Series Engine | ■ 280mm Blade Diameter |
| ■ 190cc Displacement | ■ 250mm Tilling Depth |
| ■ 60cm / 24" Tilling Width | ■ 6 Steel Tines |
| ■ 3600min-1 Rated Speed | ■ Reverse Gear |

190cc ENGINE	24" CUTTING WIDTH	250mm TILLING DEPTH	Reverse GEAR	47kg WEIGHT
-----------------	----------------------	------------------------	-----------------	----------------





COBRA S390B

15" Briggs & Stratton Powered Scarifier

The Cobra S390B petrol Scarifier is powered by a Briggs & Stratton 550 Series engine and has a full 15" working width. The S390B comes with 16 fixed blades for the most complete scarifying experience.

Specification

- | | |
|----------------------------|----------------------------|
| ■ B&S 550 Series Engine | ■ Hand Propelled |
| ■ 38cm / 15" Working Width | ■ 45ltr Grass Bag Capacity |
| ■ 0-10mm Working Height | ■ 127cc Displacement |
| ■ 16 Steel Blades | ■ Weighs 33kg |

15"
WORKING WIDTH

0-10mm
WORKING HEIGHT

45ltr
BAG CAPACITY

33kg
WEIGHT

POWERED BY
BRIGGS & STRATTON

COBRA S32E

13" Electric Powered Scarifier / Aerator

The Cobra S32E powered Scarifier / Lawn Raker comes with a powerful 1300W motor and has a full 13" working width. The S32E comes with an aerating blade drum and a scarifying tine drum included.

Specification

- | | |
|-------------------------------|--------------------------------|
| ■ 1300W Rated Power | ■ 5 Height Adjustment Settings |
| ■ 230V-50Hz Rated Voltage | ■ 30ltr Grass Bag Capacity |
| ■ 32cm / 13" Working Width | ■ Aerating Blade Drum |
| ■ -10mm - +10mm Working Depth | ■ Scarifying Tine Drum |

1300w
MOTOR

13"
WORKING WIDTH

-10 - +10mm
WORKING DEPTH

30ltr
BAG CAPACITY

10m
CABLE LENGTH



COBRA S36E

14" Electric Powered Scarifier / Lawn Raker

The Cobra S36E powered Scarifier / Lawn Raker comes with a powerful 1800W motor and has a full 14" working width. The S36E comes with a combined blade and tine drum for taking care of you garden.

Specification

- | | |
|------------------------------|--------------------------------|
| ■ 1800W Rated Power | ■ 4 Height Adjustment Settings |
| ■ 230V-50Hz Rated Voltage | ■ 40ltr Grass Bag Capacity |
| ■ 36cm / 14" Working Width | ■ 2 in 1 Blade System |
| ■ -10mm - +5mm Working Depth | ■ 10m Cable Length |

1800w
MOTOR

14"
CUTTING WIDTH

-10 - +5mm
WORKING DEPTH

40ltr
BAG CAPACITY

10m
CABLE LENGTH



COBRA S390H

15" Honda Powered Scarifier

The Cobra S390H petrol Scarifier is powered by a Honda GX120 engine and has a full 15" working width. The S390H comes with 16 fixed blades for the most complete scarifying experience.

Specification

- | | |
|----------------------------|----------------------------|
| ■ Honda GX120 Engine | ■ Hand Propelled |
| ■ 38cm / 15" Working Width | ■ 45ltr Grass Bag Capacity |
| ■ 0-10mm Working Height | ■ 135cc Displacement |
| ■ 16 Steel Blades | ■ Weighs 33kg |

15"
WORKING WIDTH

0-10mm
WORKING HEIGHT


45ltr
BAG CAPACITY

33kg
WEIGHT



Honda Powered

The Honda GX120 petrol engine offers a quiet, yet powerful and lightweight combination.



Large Capacity Bags

Equipped with 45ltr fabric bags ideal for collecting large amounts of garden waste before the need for emptying.



B&S Powered

Powered by a Briggs & Stratton engine incorporating the latest engine design technology.



Working Heights

Both the S390B and S390H have working heights ranging from 0-10mm.



Ergonomic Controls

Makes operator use more comfortable and using your Cobra Scarifier as safe as possible.



16 Fixed Steel Blades

The petrol Scarifiers both come equipped with 16 fixed steel blades.



COBRA GCT200P

200kg Tipping Hand Cart

With exceptional performance and style, the Cobra GCT200P tipping Hand Cart has a 200kg load bearing capacity, has a polypropylene hopper and 4 pneumatic wheels with bearings.

Specification

- 200kg Max. Capacity
- 10" Pneumatic Tyres
- Heavy Duty Plastic Body
- Steel Frame
- Easy Lifting / Tipping System
- Hand Propelled
- Soft Grip Handle
- 1090 (L) x 600 (W) x 600 mm (H)

200kg
MAX. CAPACITY

10"
PNEUMATIC

Plastic
BODY



COBRA GCT300

300kg Hand Cart with Drop Down Sides

The Cobra GCT300 Hand Cart has a 300kg capacity and is complete with mesh drop down sides. It has steering to the front wheels which also have 4 pneumatic tyres with bearings.

Specification

- 300kg Max. Capacity
- 10" Pneumatic Tyres
- Roller Bearings
- Steel / Mesh Body
- Turntable Steering
- Hand Propelled
- 4 Hinged Drop Sides
- Soft Grip Handles

300kg
MAX. CAPACITY

10"
PNEUMATIC

Steel
MESH



COBRA GCT300MP

NEW 300kg Tipping Hand Cart

The Cobra GCT300MP Hand Cart has a 300kg capacity and is complete with tipping facility. It has steering to the front wheels which also have 4 pneumatic tyres with bearings.

Specification

- 300kg Max. Capacity
- 13" Pneumatic Tyres
- Roller Bearings
- Plastic / Mesh Body
- Turntable Steering
- Hand Propelled
- Tipping Facility
- Soft Grip Handles

300kg
MAX. CAPACITY

13"
PNEUMATIC

Plastic
BODY



COBRA GCT320HD

320kg Hand Cart with Drop Down Sides

The Cobra GCT320HD Hand Cart has a 320kg capacity and is complete with mesh drop down sides. It has steering to the front wheels which also have 4 pneumatic tyres.

Specification

- 320kg Max. Capacity
- 13" Pneumatic Tyres
- Roller Bearings
- Steel / Mesh Body
- Turntable Steering
- Hand Propelled
- 4 Hinged Drop Sides
- Soft Grip Handles

320kg
MAX. CAPACITY

13"
PNEUMATIC

Steel
MESH



COBRA GTT400HD

300kg Tow / Push Garden Cart

With exceptional performance and style, the Cobra GTT400HD Garden Cart has 16" pneumatic tyres for off road, a poly plastic body and can be either towed or hand propelled.

Specification

- 300kg Max. Capacity
- 16" Pneumatic Tyres
- Roller Bearings
- Poly Plastic Body
- Towed or Hand Propelled
- Solid Steel Axle
- Weighs 31kg
- 1020 (L) x 760 (W) x 270 mm (H)

300kg
MAX. CAPACITY

16"
PNEUMATIC

Plastic
BODY

31kg
WEIGHT

COBRA GTT450

250kg Solid Sided Tractor Trailer

With exceptional performance and style, the Cobra GTT450 Trailer has 16" tyres for off-road, a 250kg solid sided capacity and can be towed by the majority of garden tractors.

Specification

- 250kg Max. Capacity
 - 16" Tyres
 - Towed
 - Steel / Solid Sided Construction
- Hinged Drop Sides
 - Quality Design
 - Durable Construction
 - Weighs 50kg

250kg

MAX. CAPACITY

16"

TYRES

Metal

BODY

50kg

WEIGHT



Hand Carts Overview

	GCT200P	GCT300	GCT320HD	GCT300MP
Maximum Capacity:	200kg	300kg	320kg	300kg
Tyre Size:	10"	10"	13"	13"
Pneumatic Tyres:	✓	✓	✓	✓
Body:	Plastic	Steel / Mesh	Steel / Mesh	Plastic / Steel / Mesh
Towed / Hand Propelled:	Hand Propelled	Hand Propelled	Hand Propelled	Hand Propelled
Hinged Drop Sides:	✗	✓	✓	✓

NEW FOR 2015



COBRA TS45

80lb Tow Spreader with Poly Hopper

The Cobra TS45 tow Spreader has been designed for easy operation and exceptional coverage. Whether you are seeding, weeding or feeding your lawn, the TS45 with 80lb capacity is the tool for the job.

Specification

- 80lb / 45ltr Max. Capacity
 - 8 - 10ft Spread Pattern
 - 13x5 Pneumatic Tyres
 - Towed
- Precision Rate Settings
 - Steel Tube Frame
 - Corrosion Free Poly Hopper
 - Weighs 10kg

80lb

MAX. CAPACITY

8-10ft

SPREAD

Steel

TUBE

10kg

WEIGHT

Trailers Overview

	GTT450	GTT400HD
Maximum Capacity:	250kg	300kg
Tyre Size:	16"	16"
Pneumatic Tyres:	✗	✓
Body:	Steel	Poly Plastic
Towed / Hand Push:	Towed	Towed or Hand Propelled
Hinged Drop Sides:	✓	✗
Weight:	50kg	31kg



COBRA HS45

80lb Push Spreader with Poly Hopper

The Cobra HS45 push Spreader has been designed for easy operation and exceptional coverage. Whether you are seeding, weeding or feeding your lawn, the HS45 with 80lb capacity is the tool for the job.

Specification

- 80lb / 45ltr Max. Capacity
 - 8 - 10ft Spread Pattern
 - 13x5 Pneumatic Tyres
 - Hand Push
- Precision Rate Settings
 - Steel Tube Frame
 - Corrosion Free Poly Hopper
 - Weighs 5.9kg

80lb

MAX. CAPACITY

8-10ft

SPREAD

Steel

TUBE

5.9kg

WEIGHT



COBRA LR40

20" Garden Roller

The Cobra LR40 Garden Roller has been designed for easy operation and exceptional coverage. The 50cm / 20" roller drum can be filled with either sand or water and has folding handles.

Specification


- 120kg (Sand) Max. Capacity
- 72kg (Water) Max. Capacity
- 50cm / 20" Working Width
- 42cm / 16" Drum Diameter
- Full Width Scraper Bar
- Folding Handles with Soft Grip
- Drain Plug Included
- Weighs 13kg (Empty)

16"
DRUM DIAMETER

20"
WORKING WIDTH

72kg
WATER

120kg
SAND



Garden Roller with Scraper Bar

The roller is fitted with a scraper bar which prevents debris from building up on the rolling surface of the drum.



Roller with 'Soft Grip' Handle Bar

The upper handles come with a "Soft Grip" feature for your increased comfort whilst rolling. The upper and lower handles can be easily folded for ease of storage.



1
Year Warranty
COBRA
Domestic Use



Large Roller Width for Speed

The Cobra LR40 Garden Roller with its one piece steel drum and drain plug has large 50cm / 20" rolling width so you can cover large areas quickly and efficiently.



Can Be Filled with Sand or Water

The roller can be filled with sand to give it a weight of 120kg, or with water to give a weight of 72kg.

COBRA ST150

150kg Telescopic Sack Trolley

With exceptional performance and style, the Cobra ST150 Sack Trolley has a maximum capacity of 150kg and features telescopic handles and a folding base plate.

Specification

- 150kg Max. Capacity
- 10" Pneumatic Tyres
- Steel / Tubular Frame
- Telescopic Handles
- Folding Baseplate
- Plastic Knuckle Guard Handle Grip
- Durable Construction
- Weighs 10kg (Empty)

150kg
MAX CAPACITY

10"
PNEUMATIC

Steel
FRAME

10kg
WEIGHT



1
Year Warranty
COBRA
Domestic Use

COBRA ST200

200kg Sack Trolley

With exceptional performance and style, the Cobra ST200 Sack Trolley has a maximum capacity of 200kg and features a tubular steel frame with pneumatic wheels.

Specification

- 200kg Max. Capacity
- 10" Pneumatic Tyres
- Steel / Tubular Frame
- Loop Handle
- Durable Construction
- Quality Design
- Tilted Handle for Greater Leverage
- Weighs 12kg

200kg
MAX CAPACITY

10"
PNEUMATIC

Steel
FRAME

12kg
WEIGHT



1
Year Warranty
COBRA
Domestic Use



Visit: www.cobragarden.co.uk for more information

COBRA

The Evolution in Garden Machinery

Cobra Garden products are available across the UK, throughout a network of approved specialist dealers. Cobra Garden approved dealers have the knowledge and experience to help you purchase the correct Cobra Garden product for your requirements. The dealers will also provide expert after-sales assistance when your Cobra Garden product requires servicing.

Cobra Garden's philosophy is to remain true to their trusted values of Innovation, Quality, Reliability, Value and Customer Service. Cobra Garden work hard to ensure that they offer products and services that continue to be relevant to their customers.



COBRA

London Road
Nottingham
NG2 3HW

Tel: 0115 986 6646

Email: info@cobragarden.co.uk

Web: www.cobragarden.co.uk

Cobra Garden reserves the right to change specification and design of products described in this literature without notice. Please contact your local dealer for details.